

Fairfield Police Department
Town of Fairfield, Connecticut

Monthly Report
August 2024



Chief Robert Kalamaras
Fairfield Police Department

Created by:
Gabrielle Martire

Call for Service Statistics - Year to Date

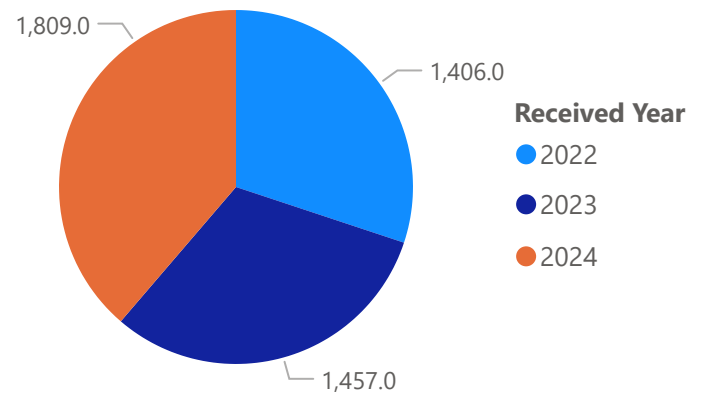
Actual Call Type	01 -...	02 ...	03 ...	04 - April	05 - May	06 - June	07 - July	08 - August	09 - September
911 HANG UP	11	14	7	12	11	10	6	8	2
ALARM	3	3	7	2	3	3	5	7	
ALARM EXCUSED	1		2		6	2	2	2	
ALARM FALSE	169	171	181	170	151	176	209	188	15
ANIMAL COMPLAINT	68	48	67	78	108	99	110	114	4
ASSAULT	6	1	2	7	6	4	3	1	
ASSISTANCE	190	201	244	220	313	270	273	244	22
BANK ESCORT	19	11	15	16	14	14	21	14	1
BREACH OF PEACE	38	50	45	35	52	49	50	58	3
BURGLARY - RESIDENCE	3		1	1		4			1
BURGLARY - COMMERCIAL		1	3	2	5	1	3	1	
BURGLARY - GARAGE	1				1	1	1	1	
BURGLARY ATTEMPT	1				1		1		
BUSINESS/LOCATION CHECK	1,539	1,341	1,273	1,007	1,315	988	825	988	119
DEAD ON ARRIVAL	3	1	2	4	1	1	2		
DOOR UNLOCKED	3	2		3	1	1	6	4	1
EDP	14	13	15	15	15	14	14	14	2
EMERGENCY MEDICAL CALL	241	191	190	210	340	354	336	379	37
EMERGENCY MEDICAL CALL (CODE 2)	120	113	112	115	6		1		
FIREWORKS COMPLAINT		1	1		8	6	29	6	4
FUNERAL ESCORT	17	20	15	21	14	12	11	16	
HARASSMENT	12	21	22	27	17	21	18	21	
INTOXICATED SUBJECT	2	7	4	7	9	9	6	5	3
INVESTIGATION	129	119	144	142	165	144	173	157	19
INVESTIGATION-WARRANT ARREST	15	13	20	12	15	2	23	5	3
LARCENY/THEFT	20	30	35	42	54	49	39	28	
LARCENY-IDENTITY THEFT	12	14	13	13	15	10	14	14	2
MEDICAL ALARM	1	3	4	2					
MISSING PERSON	1	3	2	3	7	6	3	2	
NARCOTICS VIOLATION			4	1	1				
NOISE COMPLAINT	16	27	33	37	55	57	34	35	6
PARKING VIOLATION	31	57	50	52	76	62	67	37	9
RECKLESS DRIVER	24	33	34	42	49	52	43	43	3
RECOVERED PROPERTY	9	12	11	21	23	24	20	23	1
ROAD HAZARD	29	15	31	28	29	41	44	48	6
ROBBERY	2		2			1			
SEX VIOLATION	2		3	2	3	1			
SHOPLIFTER	36	16	28	38	37	35	36	25	3
STOLEN VEHICLE	8	8	14	6	5	16	9	9	1
STOLEN VEHICLE ATTEMPT		1	1						
SUICIDE			1	1		1			
SUICIDE ATTEMPT	2		4	1	2	2			
SUICIDE THREAT	1	2	2	5	6	1	6	5	
SUSPICIOUS PERSON	28	30	35	36	42	27	47	31	3
SUSPICIOUS VEHICLE	26	21	26	18	16	17	27	17	2
THEFT FROM MOTOR VEHICLE	23	15	30	25	24	24	35	21	3
TRAFFIC CONTROL MALFUNCTION	12	12	14	8	10	12	13	10	
TRESPASSER	14	4	12	15	11	11	12	10	2
VANDALISM MISCELLANEOUS	7	10	7	14	14	17	17	8	
VANDALISM TO STRUCTURE		1					1		
VANDALISM TO VEHICLE	1	1	1	1	1	2		1	

Not all Call Types are Included

The data depicted on this page and within this report may not be inclusive of all incidents or events and is presented for convenience to the viewer.

Call for Service Statistics - August

Actual Call Type	2022	2023	2024
911 HANG UP	3	10	8
ALARM	2	4	7
ALARM EXCUSED	1	2	2
ALARM FALSE	208	178	188
ANIMAL COMPLAINT	80	88	114
ASSAULT	6	4	1
ASSISTANCE	176	199	244
BANK ESCORT	9	19	14
BREACH OF PEACE	37	74	58
BUSINESS/LOCATION CHECK	1,280	1,177	988
COMMUNITY EVENT	35	12	15
DEAD ON ARRIVAL		3	
EDP	3	10	14
EMERGENCY MEDICAL CALL	330	223	379
EMERGENCY MEDICAL CALL (CODE 2)	112	96	
FIREWORKS COMPLAINT	6	7	6
FUNERAL ESCORT	10	16	16
HARASSMENT	20	17	21
INTOXICATED SUBJECT	2	2	5
M.V. ACCIDENT	162	162	169
MEDICAL ALARM	1	1	
MISSING PERSON	3	4	2
NOISE COMPLAINT	25	37	35
PARKING VIOLATION	60	60	37
RECKLESS DRIVER	21	35	43
RECOVERED PROPERTY	24	26	23
ROAD HAZARD	22	34	48
ROBBERY		1	
SEX VIOLATION	2		
SUICIDE	1		
SUICIDE ATTEMPT	3	1	
SUICIDE THREAT	10	5	5
SUSPICIOUS PERSON	31	41	31
SUSPICIOUS VEHICLE	17	19	17
TRAFFIC CONTROL MALFUNCTION	6	5	10
TRESPASSER	11	18	10
VANDALISM MISCELLANEOUS	3	17	8
VANDALISM TO STRUCTURE	3		
VANDALISM TO VEHICLE	2		1
VEHICLE ACCIDENT WITH INJURIES	35	19	8



Investigations, Burglaries, Larcenies & Vehicle Thefts

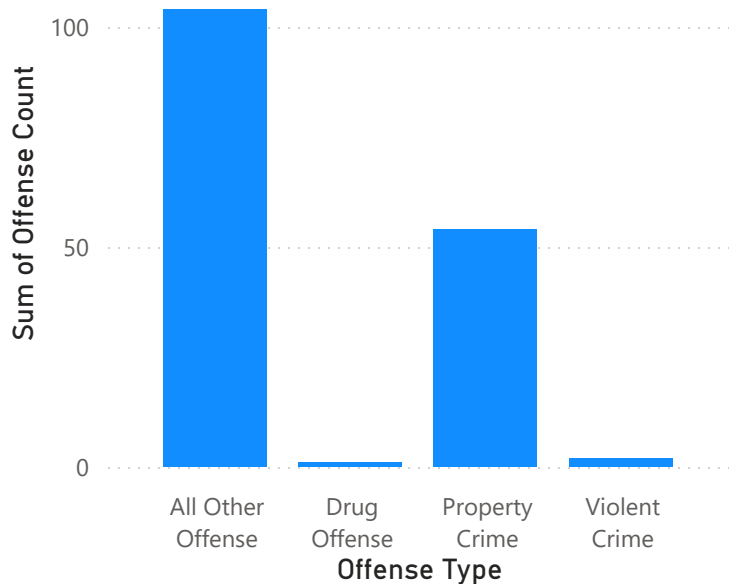
Actual Call Type	2022	2023	2024
BURGLARY - RESIDENCE	1	4	
BURGLARY - COMMERCIAL	7	3	1
BURGLARY - GARAGE		2	1
INVESTIGATION	203	148	157
INVESTIGATION- SENIOR CITIZEN	1	1	
INVESTIGATION-ARREST	1	2	1
INVESTIGATION-BAD CHECK	1	1	
INVESTIGATION-FINANCIAL CRIME	4	9	4
INVESTIGATION-WARRANT ARREST	9	7	5
LARCENY/THEFT	30	51	28
LARCENY-EMPLOYEE THEFT		1	
LARCENY-IDENTITY THEFT	1	22	14
SHOPLIFTER	29	25	25
STOLEN VEHICLE	8	13	9
STOLEN VEHICLE ATTEMPT		3	
THEFT FROM MOTOR VEHICLE	43	22	21

Offense Statistics - August

Offense Type	2022	2023	2024
All Other Offense	31	37	36
Drug Offense			1
Property Crime	17	20	18
Violent Crime	1	1	
Total	48	58	55

Offense Description	2022	2023	2024
Aggravated Assault		1	
All other Larceny		1	2
All Other Offenses	11	12	11
Animal Cruelty	1		
Burglary/Breaking and Entering	3	2	
Counterfeiting/Forgery		1	2
Destruction/Damage/Vandalism of Property	1		3
Disorderly Conduct		4	3
Driving under the Influence	6	5	7
Drug Equipment Violations			1
Embezzlement		2	1
Incest	1		
Intimidation	2	8	6
Motor Vehicle Theft	2	1	
Negligent Manslaughter	1		
Shoplifting	12	14	9
Simple Assault	7	4	8
Theft From Vehicle	1		1
Trespass of Real Property		1	2
Weapon Law Violations	1	2	

Sum of Offense Count by Offense Type



The Fairfield Police Department participate in National Incident-Based Reporting System (NIBRS) which was implemented to improve the overall quality of crime data collected by law enforcement. NIBRS captures details on each single crime incident—as well as on separate offenses within the same incident—including information on victims, known offenders, relationships between victims and offenders, arrestees, and property involved in crimes.

Definitions for NIBRS Offenses can be found at:

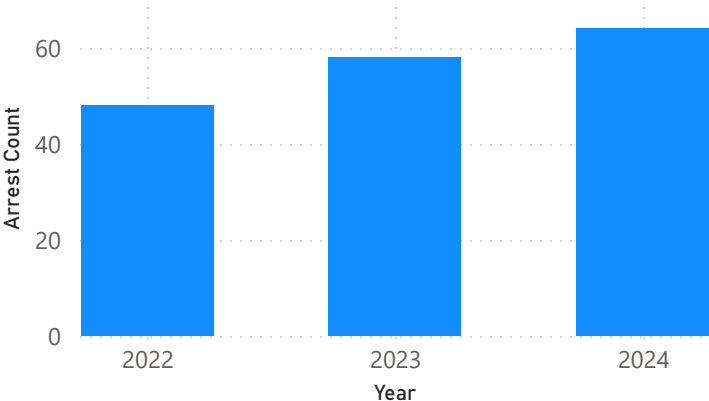
https://ucr.fbi.gov/nibrs/2019/resource-pages/nibrs_offense_definitions-2019.pdf

Arrest Statistics - August

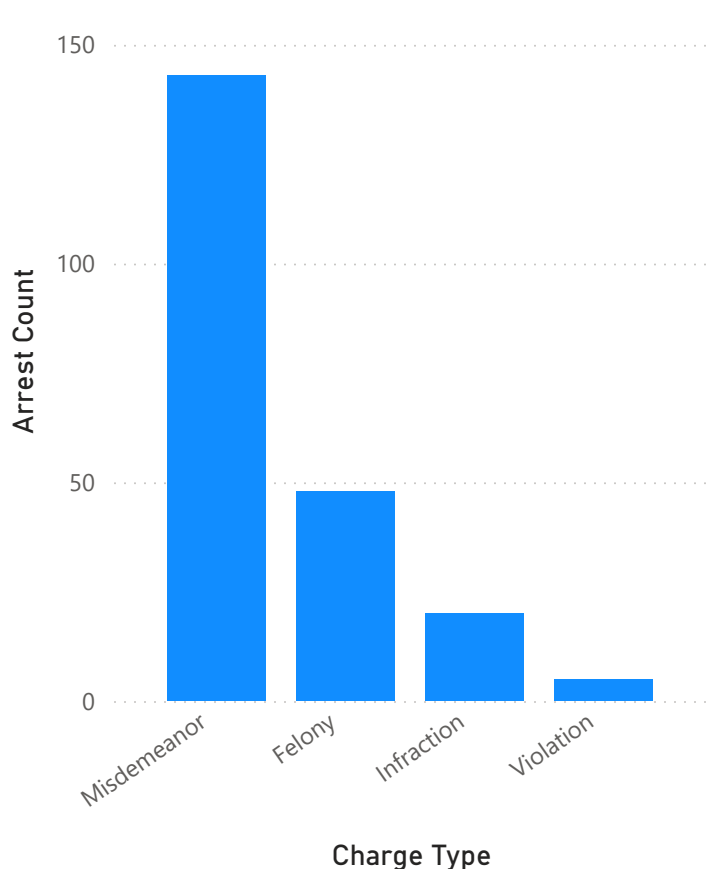
Charge Type 2022 2023 2024

Felony	13	18	17
Infraction	4	9	7
Misdemeanor	42	46	55
Violation	1	2	2
Total	48	58	64

Arrest Count by Year



Arrest Count this Month Only



Top 40 Arrest Charges

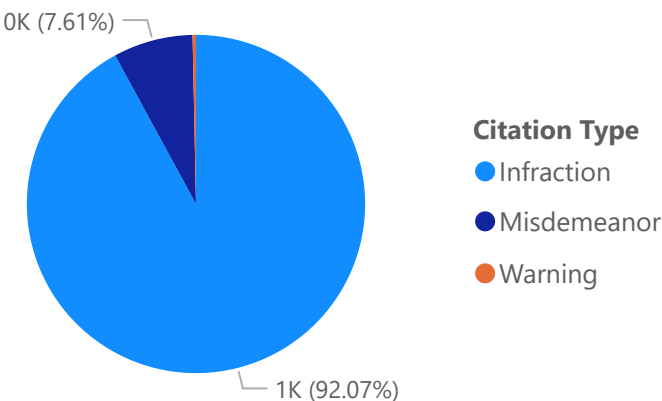
Description	2022	2023	2024
ASSAULT 3RD DEG	3	3	6
BREACH OF PEACE 2ND DEG	2	3	14
BURGLARY 2ND DEG	2	2	0
BURGLARY 3RD DEG	0	0	2
CRIMINAL IMPERSONATION	1	0	2
CRIMINAL MISCHIEF 1ST DEG	1	0	2
CRIMINAL MISCHIEF 2ND DEG	0	1	3
CRIMINAL MISCHIEF 3RD DEG	1	1	1
CRIMINAL TRESPASS 1ST DEG	0	4	2
CRIMINAL TRESPASS 3RD DEG	0	0	2
DISORDERLY CONDUCT	2	10	8
EVADE RESP-INJURY/PROP DAMAGE	2	2	1
EXTRADITION ARREST NO WARRANT	1	3	0
FAIL TO DISPLAY PLATES/INSERTS	1	1	0
FAILURE TO APPEAR 1ST DEG	1	0	2
FAILURE TO APPEAR 2ND DEG	2	5	3
FAILURE TO DRIVE UPON RIGHT	0	2	2
FAILURE TO OBEY STOP SIGN	0	3	0
FLR TO DRIVE IN PROPER LANE	2	1	2
FLR TO INSURE PRIVATE MTR VEH	2	1	2
FORGERY 2ND DEG	0	0	2
HARASSMENT 2ND DEG	1	1	1
IDENTITY THEFT - 3RD DEGREE	1	0	2
IL OPN MV UNDER 14-140 SUSPNSN	2	0	1
ILL OPN MV UNDER INFL ALC/DRUG	6	4	7
ILL OPN MV UNDER SUSPENSION	1	1	2
ILL OPN MV WO MINIMUM INSURNCE	0	2	2
IMPROPER USE-MARKER/LIC/RGSTR	1	2	2
INTERFERE WITH OFFCR/RESISTING	6	2	5
LARCENY 3RD DEG	2	4	4
LARCENY 5TH DEG	2	0	1
LARCENY 6TH DEG	17	14	10
OPERATE MV WITHOUT LICENSE	0	2	1
OPERATE/PARKS UNREGISTRD MV	1	1	1
ORGANIZED RETAIL THEFT <\$10000	0	3	0
POS CONTROL SUBSTNCE 1ST OFFNS	1	1	1
RISK OF INJURY TO CHILD	2	0	2
UNSAFE BACKING	1	1	1
VIOLATION OF PROBATION	4	3	2
VIOLATION OF PROTECTIVE ORDER	3	3	4

The data depicted on this page and within this report may not be inclusive of all incidents or events and is presented for convenience to the viewer.

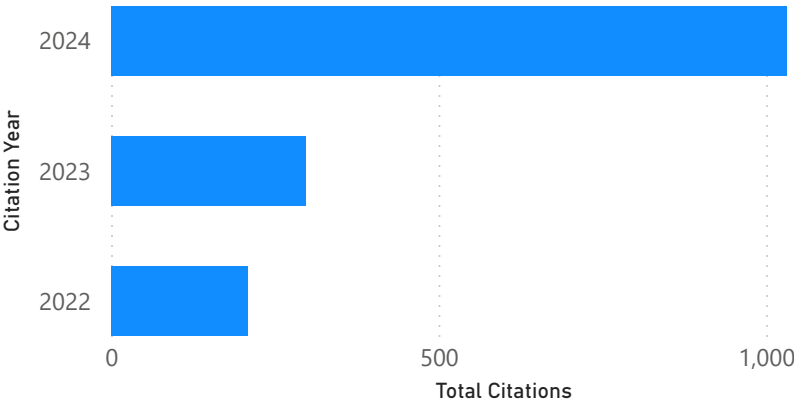
Citation Statistics - August

Citation Type	2022	2023	2024	Total
Infraction	161	257	998	1,416
Misdemeanor	43	40	34	117
Warning	5			5
Total	209	297	1,032	1,538

Total Citations by Citation Type

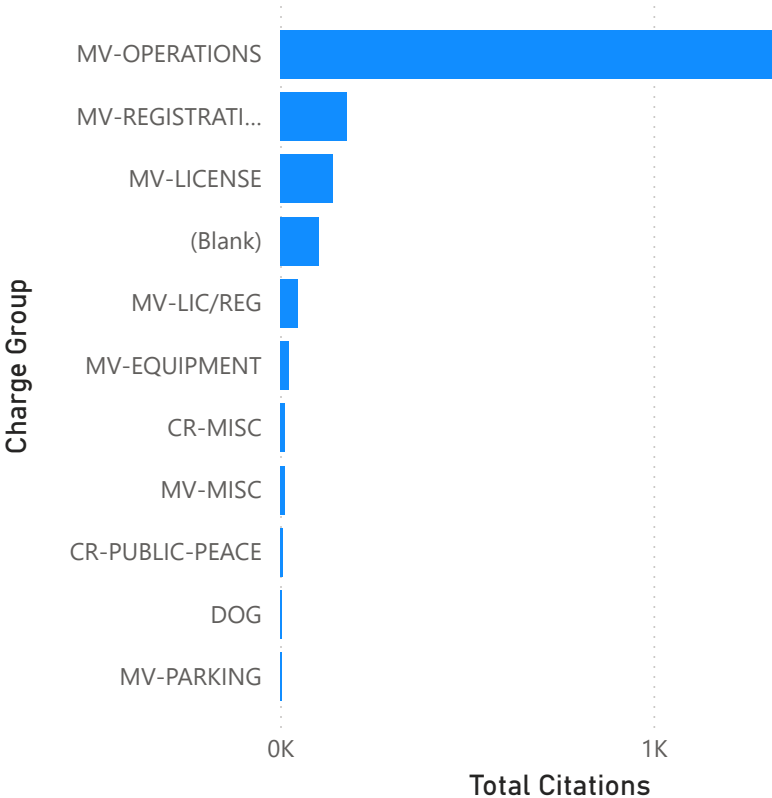


Total Citations by Citation Year



Charge Group	2022	2023	2024
	41	27	35
CR-MISC	5	4	4
CR-PUBLIC-PEACE	1	2	4
DOG	2		3
MV-EQUIPMENT	4	4	15
MV-LIC/REG	15	14	19
MV-LICENSE	22	40	80
MV-MISC	2	4	6
MV-OPERATIONS	147	245	925
MV-PARKING	1		
MV-REGISTRATION	46	31	101
Total	230	297	1,032

Total Citations by Charge Group

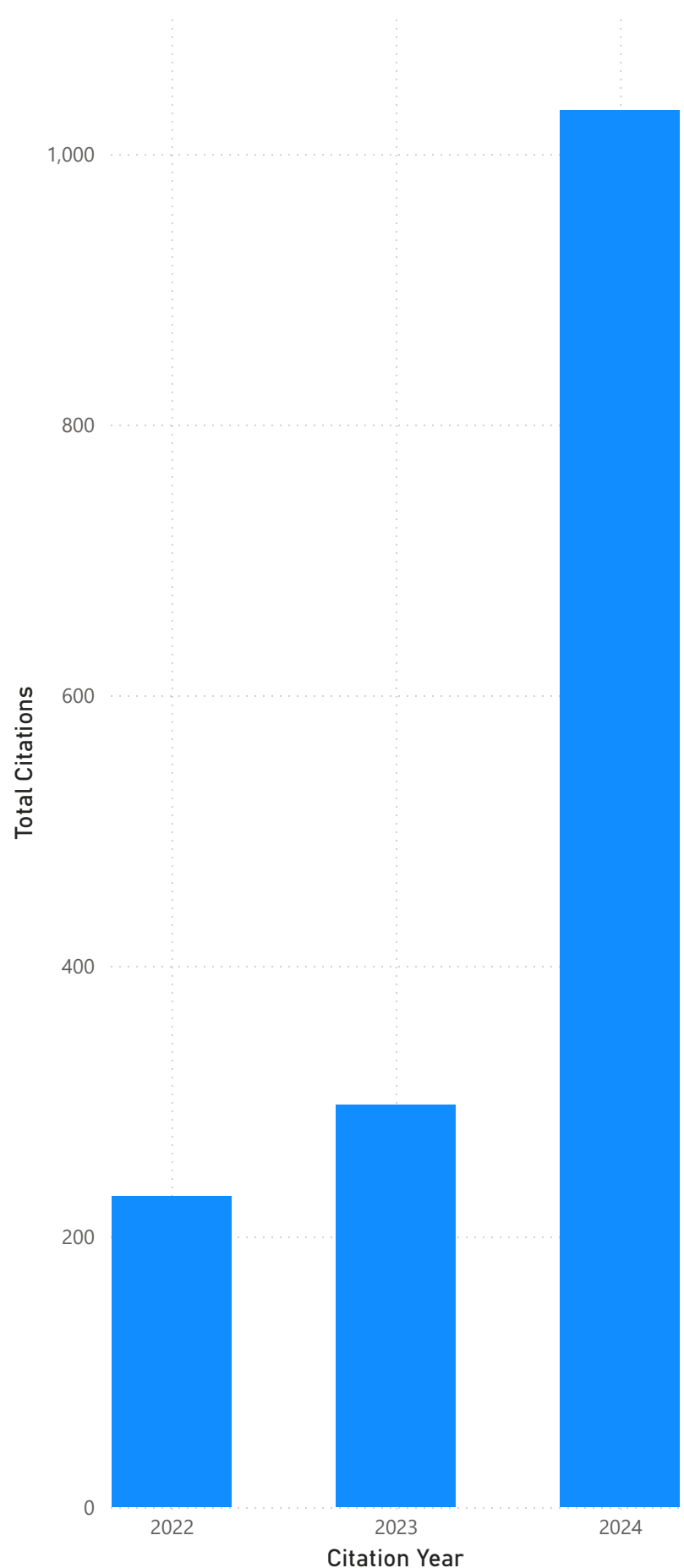


Citation Statistics - August

Top 40 Citation Charges

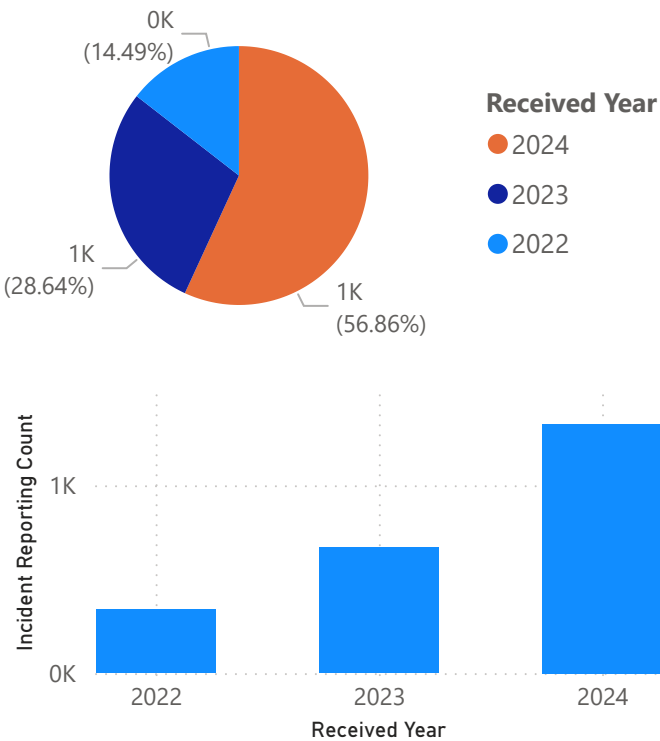
ChargeDesc	2022	2023	2024
14-100a(c)(1) - FLR TO WEAR SAFETY SEAT BELT			11
14-12(a) - FAILURE TO RENEW REGISTRATION	5	9	3
14-12(a)* - OPERATE/PARKS UNREGISTRD MV	37	20	87
14-13 - FAILURE TO CARRY REG/INS CARD	1	3	5
14-147(a) - FALSIFY MARKER/LICENSE/RGSTRTN	6	3	
14-147(c) - IMPROPER USE-MARKER/LIC/RGSTR	15	14	19
14-147c - MISUSE OF PLATE		2	7
14-18(a) - FAIL TO DISPLAY PLATES/INSERTS	7	2	11
14-18(c) - VIO READABLE/LOST PLATES REQS		1	2
14-213 - FLR TO CARRY OPERATOR LICENSE	1		5
14-213b - ILL OPN MV WO MINIMUM INSURNCE	2	21	40
14-215 - ILL OPN MV UNDER SUSPENSION	7	10	17
14-215(a) - ILL OPN MV UNDER SUSPENSION	3	2	7
14-215a - IL OPN MV UNDER 14-140 SUSPNSN	2	4	2
14-218a - TRAVELING UNREASONABLY FAST	83	190	502
14-219(b) - SPEEDING INFRACTION-CARS ONLY	1	4	11
14-224(b)(3) - EVADE RESP-INJURY/PROP DAMAGE	1		2
14-224(b)* - EVADE RESP-PROP DAMAGE/INJURY	3	1	
14-224b - EVADING RESPONSIBILITY	1	5	
14-230(a) - FAILURE TO DRIVE UPON RIGHT	1	4	4
14-234 - NO PASSING ZONE		2	2
14-236 - FLR TO DRIVE IN PROPER LANE	9	1	8
14-240(b - FOLLOW TOO CLOSELY		2	1
14-240(b* - FOLLOW TOO CLOSELY-W/ACDNT		1	3
14-240(d)(2) - FOLLWNG TOO CLOSE W/ACCIDENT	4		
14-242(e) - LFT TURN-FL TO YLD RT OF WAY	6	3	
14-243(b) - UNSAFE BACKING	2	1	2
14-245 - FLR GRANT RIGHT OF WAY-INTRSCT	2		1
14-247 - FLR GRANT RIGHT OF WAY-PRVT RD	2	1	1
14-296aa(b1st - OP MV W/HNDHLD TEL/ELC DEV/TXT	5	5	83
14-298 - FLR COMPLY STATE TFC COMM REGS	3	2	8
14-299 - TRAFFIC CONTROL SIGNALS	5	8	17
14-301 - FAILURE TO OBEY STOP SIGN	25	12	286
14-36(a) - OPERATE MV WITHOUT LICENSE	20	21	47
14-36g(a)(1) - VIO MV OP REQS BY 16/17 YR OLD	1	4	
14-96e - IMPROPER STOP/TURN SIGNAL LAMP	2	1	
14-99f(b) - WINDSHIELD OBSTRUCTING VIEW	1		2
14-99g(b) - TINTED AUTO GLASS REQUIREMENTS	1		2
22-339b* - NO DOG/CAT RABIES VACCINATION	1		2
22-349 - FLR COMPLY DOG OWNERSHIP REQS			3
22-363 - POSSESS VICIOUS/BARKING DOG	2		2
22-364(a) - PERMIT DOG/LIVESTK TO ROAM	1	1	2
38a-371 - FLR TO INSURE PRIVATE MTR VEH	23	5	5
53a-181a - CREATING A PUBLIC DISTURBANCE	1	2	4
7-148 - TOWN ORDINANCE \$90 OR LESS(CI)	3	2	2

Citations by Year during this Month

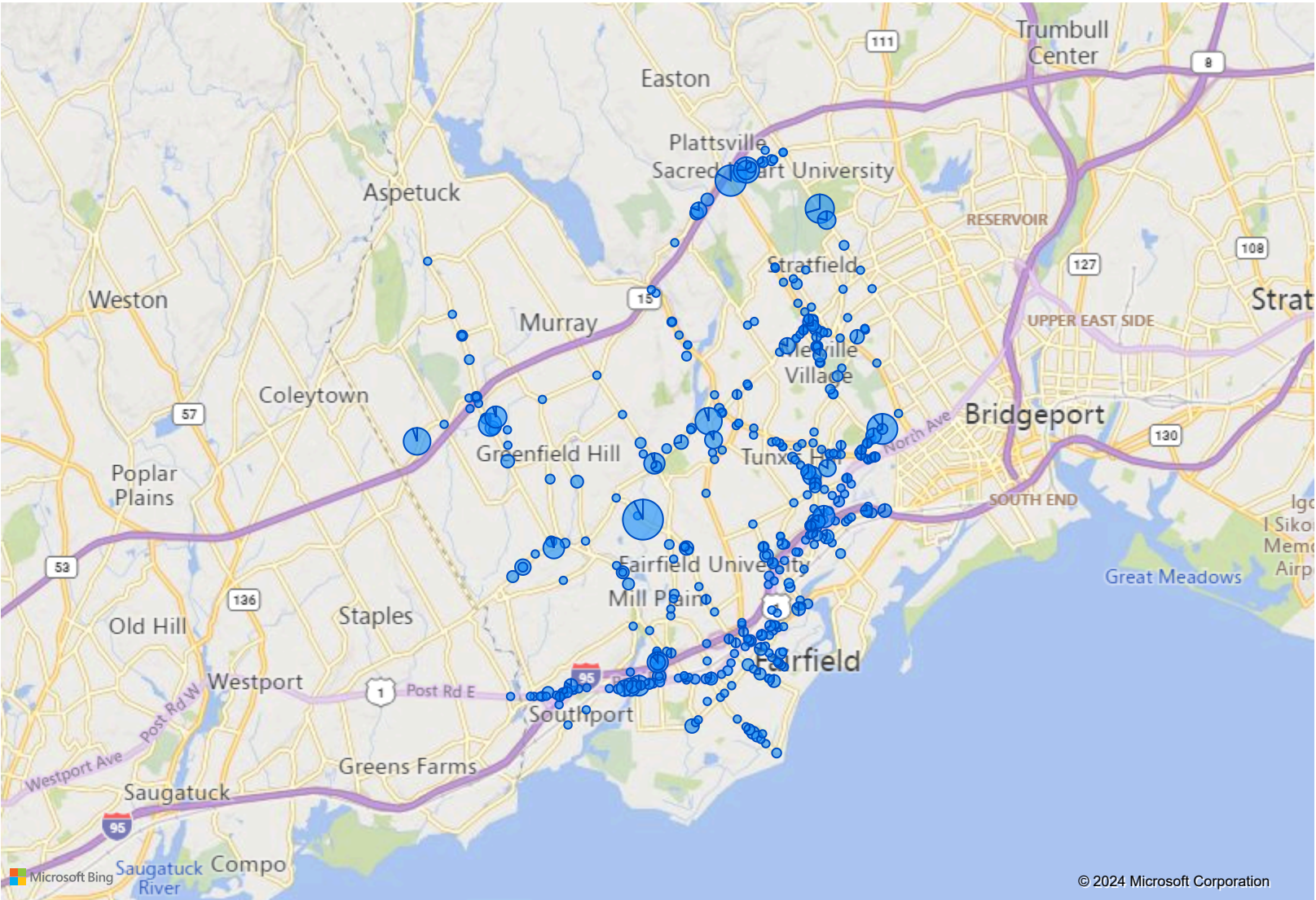


Traffic Stop Statistics - August

Actual Call Type	2022	2023	2024
TRAFFIC STOP - ARREST	144	219	974
TRAFFIC STOP - VERBAL	178	342	318
TRAFFIC STOP	9	105	31
TRAFFIC STOP - NO ACTION	2	2	3
TRAFFIC STOP - WRITTEN WARNING	4		
RECKLESS DRIVER	1		
Total	338	668	1,326



TRAFFIC STOPS THIS MONTH:

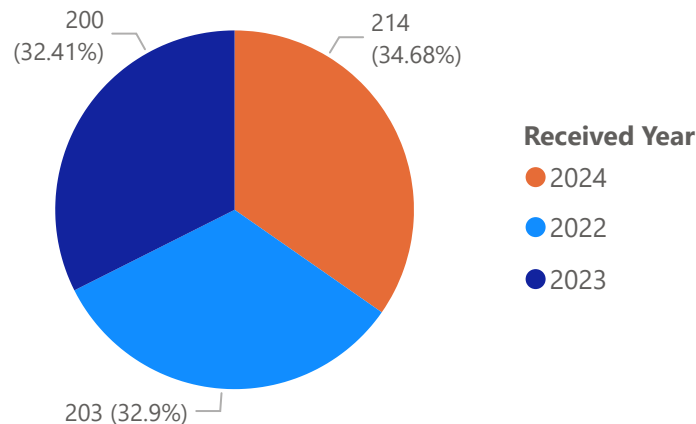


The data depicted on this page and within this report may not be inclusive of all incidents or events and is presented for convenience to the viewer.

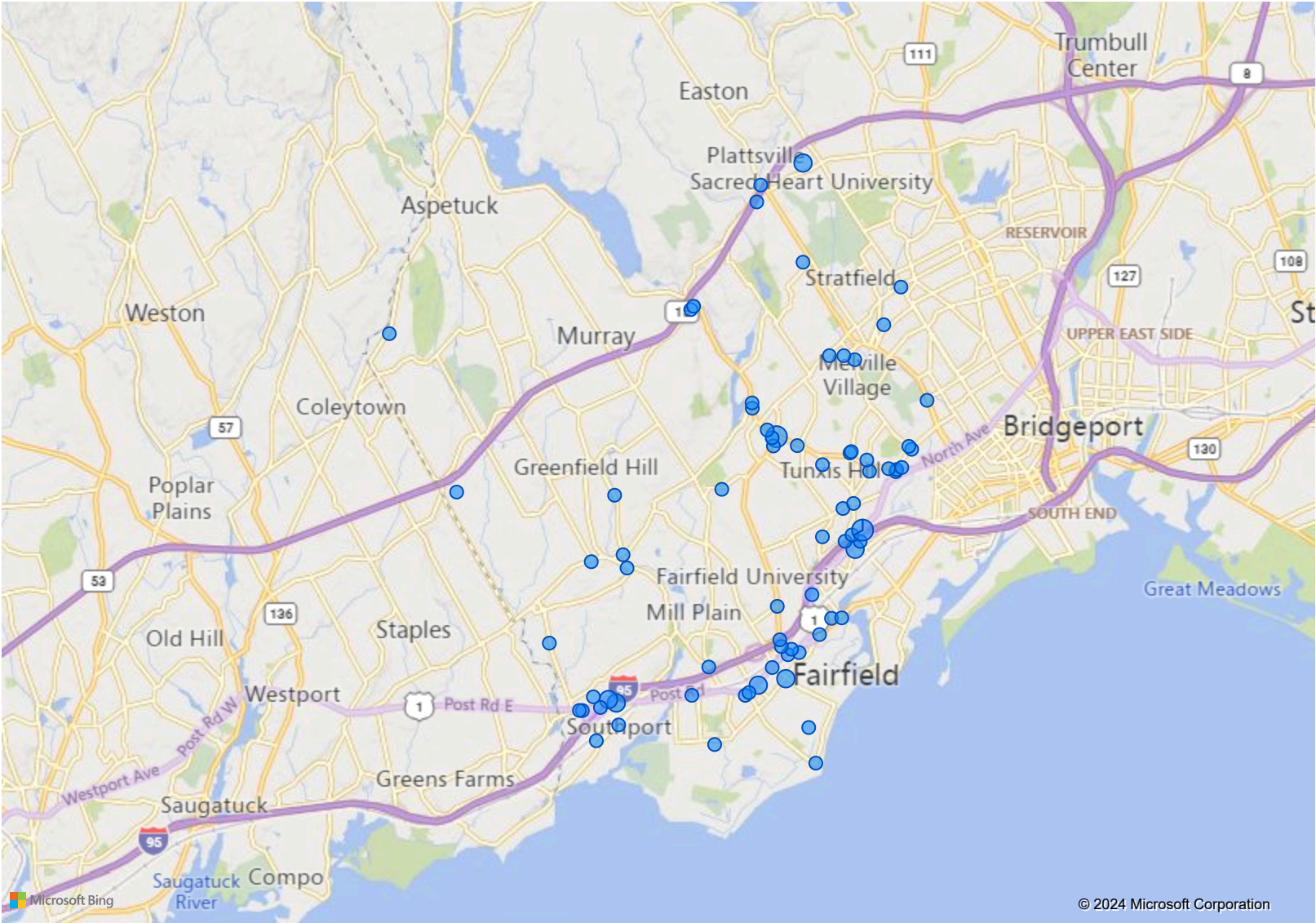
Vehicle Crash Statistics - August

Initial Call Type	2022	2023	2024
M.V. ACCIDENT	161	164	172
VEHICLE ACCIDENT WITH INJURIES	42	36	42
Total	203	200	214

Incident Reporting Count by Received Year



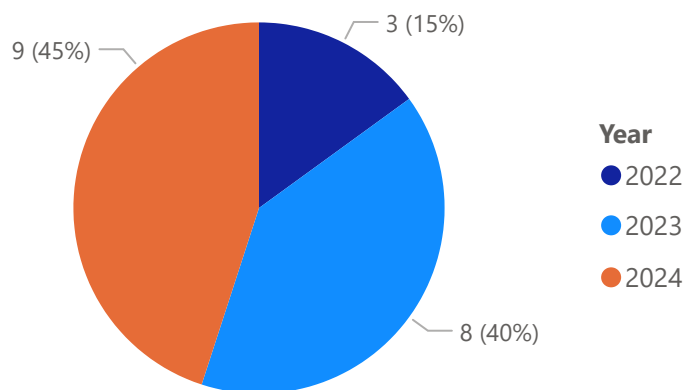
VEHICLE CRASHES THIS MONTH



The data depicted on this page and within this report may not be inclusive of all incidents or events and is presented for convenience to the viewer.

Family Violence Offense Statistics - August

Family Violence	2022	2023	2024	Total
Yes	3	8	9	20
Total	3	8	9	20

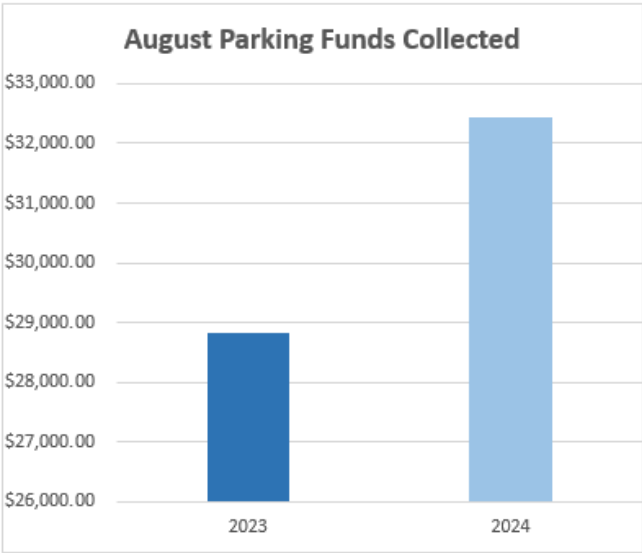
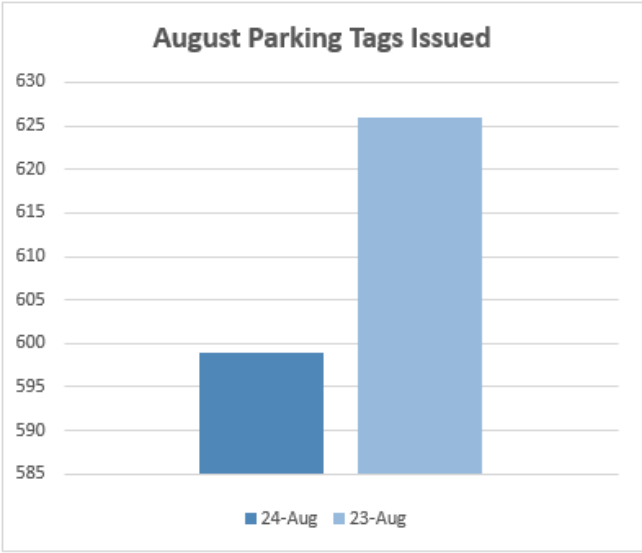


If you or someone you know is a victim of domestic violence, there are CONFIDENTIAL, SAFE, and FREE services available throughout Connecticut 24 hours per day, 7 days per week.

If you need help or just someone to talk to, please visit us at [CTSafeConnect.org](https://www.CTSafeConnect.org) or call or text **(888) 774-2900**. Advocates are available 24/7. All languages are supported!

To learn more, visit www.ctcadv.org or www.CTSafeConnect.org

Parking Enforcement Statistics - August



2023

Parking Tags Issued

626

Total Revenue Collected

\$28,810.42

2024

Parking Tags Issued

599

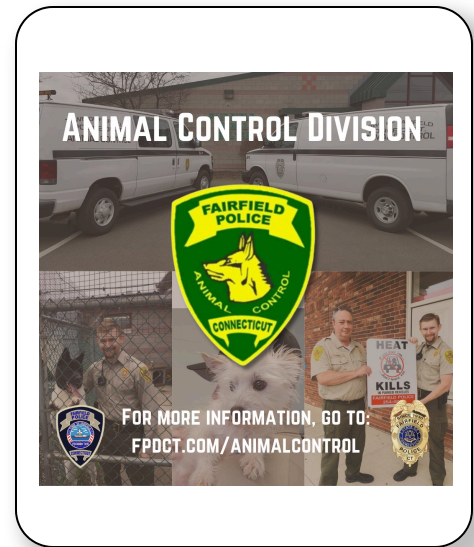
Total Revenue Collected

\$32,443.76

Animal Control & Shelter - August

- Complaints: 141
- Wildlife related complaints: 60
- Animals tested for rabies: 5 bats
- Animals testing positive for rabies: 0
- Animals impounded: 12 dogs, 2 cats
- Animal bites: 2 dog bites
- ACO Enforcement: 7 Written warnings, 2 infractions
- Dead animals picked up: 37
- Beach/Open Space: Bear sighting, Mulberry Hill Road
- Euthanized: 0
- Sold as a pet: 1 dog

Animals Housed at shelter: 6 dogs, 9 cats



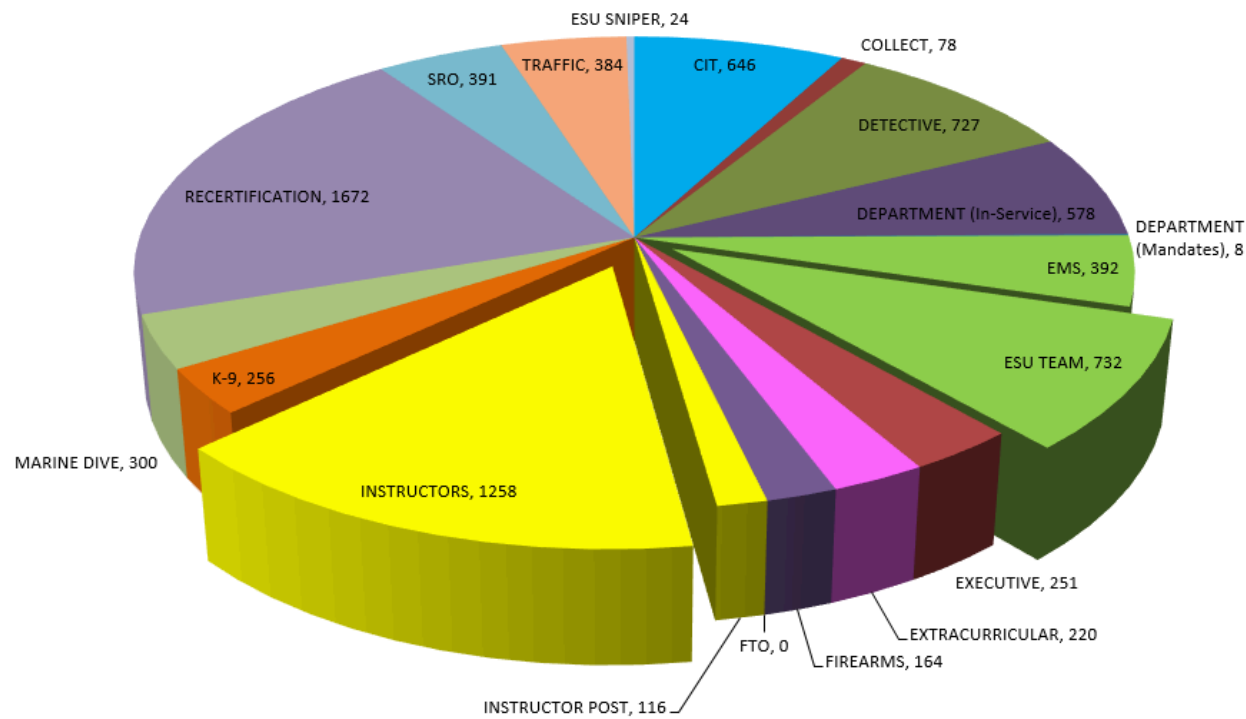
Department Training Report - August

TRAINING CALCULATIONS FROM 01-01-2024 THRU 12-31-2024

	2016	2017	2018	2019	2020	2021	2022	2023	2024
Total Class Attendance	120	659	980	1298	929	995	1289	1789	1121
Officers With Classes	54	109	104	109	109	114	114	116	116
Officers No Classes	54	-1	0	0	0	3	11	9	7
Total Officers	105	102	107	107	106	117	125	125	123
Officers/Class Average	2.14	3.14	3.26	3.10	3.14	2.88	3.05	3.06	3.27
Amount of Class Days	88	335	453	636	450	543	684	741	511
Segments	56	210	301	419	296	346	423	585	343
Average Days/ Class	1.57	1.60	1.50	1.52	1.52	1.57	1.62	1.27	1.49

	Students	Instructors		Month	YTD
ESU	128	Monthly	Training Hours Outside	305	3305
CIT	120		Training Hours Inside	301	4892
Detectives	82	Detective School			
Traffic Unit	80	Motorcycle			
SRO Certification	71	NASRO			
Marine Division Training	48	Boating Class			
Instructor Certification	37	Firearms & Survival			
K-9	32				

HOURS 2024



The data depicted on this page and within this report may not be inclusive of all incidents or events and is presented for convenience to the viewer.

August



We are incredibly grateful to MONECO Advisors for their unwavering support and generous contribution as the Presenting Sponsor for this year's Sunset 5K! Your partnership plays a vital role in supporting the Fairfield Police Foundation and our Scholarship Fund, helping us give back to our community and future leaders. Thank you, MONECO Advisors, for your commitment to making a difference!



We had a fantastic time at the Fairfield Public Library, Fairfield Woods Branch! It was a blast joining the library staff as kids read about police and participated in the Touch-A-Truck event. Meeting everyone, especially the kiddos, was truly special. Thank you to the library staff for hosting us and to all who attended for making it such a memorable day. We're looking forward to more community events like this!



A Great Start to the School Year!

August 27th marked the first day of school, and our School Resource and School Safety Officers were on hand to welcome students back to the classroom! It was great to see them connecting with students, teachers, and staff, ensuring a safe and supportive environment for all. Here's to a fantastic school year ahead! Stay safe, stay informed, and remember that we are here to support you!

