

FAIRFIELD POLICE

Monthly Report – March 2018



Chief Gary MacNamara

Fairfield Police Department

www.fpdct.com

This page intentionally left blank.

Section 1: Bureau / Division Reports

- **Patrol Division**
- **Support Services Bureau**
- **Special Services Bureau**

Section 2: Statistical Activity Summary

Overall Activity

Calls for Service - Total

Alarm Response Summary

Calls for Service – Detailed

Motor Vehicle Activity

Motor Vehicle Accidents

Motor Vehicle Enforcement - Action

Motor Vehicle Enforcement - Violation Type

Parking Ticket Summary

Criminal Activity

Criminal Incidents by Patrol

Criminal Activity by Month

Criminal Arrests by Month

Section 1: Bureau / Division Reports

Noteworthy Police Work

Sergeant Kline recognized Officer Chamberlain for his apprehension of a suspect wanted by the U.S. Marshall's Service on a warrant for Violation of Probation.

Lieutenant Bloch recognized Sergeant Riendeau, Officer Kaesmann and Officer Zerella for their arrest of two subjects on narcotic charges.

Sergeant Irizarry recognized Officer McGrath and Officer Fuller for their investigation during a traffic stop that resulted in the arrest of one person for Illegal Possession of a Firearm by a Felon, Possession of Drug Paraphernalia and Possession of Marijuana. A firearm was seized. A second subject was charged with various motor vehicle misdemeanors.

Sergeant VanDerheyden recognized Officer Wells, Officer Jenkins and Officer Demotses for their work during an investigation into a possible suicidal subject. Officers located the victim in a closed garage with a vehicle running. The victim was not responsive. Officer Jenkins climbed through a window into the garage to gain access to the victim. The three officers then pulled the victim out of the garage. She was transported to the hospital for treatment.

Lieutenant Bloch recognized Sergeant Riendeau for his arrest of a subject on narcotic charges.

Sergeant Gunter recognized Officer Koukoulas, Officer McGrath and Officer Fuller for their investigation into a shoplifting complaint that resulted in the arrest of a subject for Theft of a Firearm, Felon in Possession of a Firearm, Felon in Possession of Ammunition, Larceny 6th and Possession of Marijuana.

Lieutenant Bloch recognized Sergeant Riendeau for his observations that led to identification of a subject who had been involved in a drug deal at a local gas station.

Lieutenant Bloch recognized TC Erasmus, TC DeMoura, TC Clancy and TC Atkins for their work during one of the recent storms. The call volume was very heavy and the telecommunicators remained professional and worked as a team to answer the numerous calls.

Sergeant VanDerheyden recognized Officer Zerella and Officer Ricco for work apprehending two subjects involved in a shoplifting at CVS Pharmacy on Black Rock Turnpike. One suspect ran from officers and was apprehended after a foot chase through the neighborhood behind the store.

Lieutenant Bloch recognized Sergeant Riendeau, Officer Zerella and Officer Kaesmann for their work locating a suspect involved in several recent shoplifting incidents.

Sergeant Kline recognized Officer Young for his work researching active warrants in Fairfield and locating a subject wanted by Redding Police for Sexual Assault 1st.

Letters of Thanks

A letter of thanks was received from Chief Thomas Kulhawik, Norwalk Police Department, thanking our motorcycle officers, Officer Chueka, Officer Demotses and Officer Panilaitis, for their assistance with the St. Patrick's Day Parade in Norwalk.

A note was received from a resident thanking TC Atkins for his assistance when the resident called 911.

Patrol

18-9634 | 7:00 AM | Ricco, C | 01968 Black Rock Tnpk

The ECC received a report of a shoplifter at CVS, located at 1968 Black Rock Turnpike.

The CVS Store Manager relayed to Fairfield ECC that a black male ran out of the store and got into a silver Nissan bearing New York plates with a female operator.

- Officer Zerella and Ricco arrived on scene and immediately engaged in a foot pursuit during the snow storm. Both suspects were caught and detained. Both were arrested and charged with Larceny 3rd Interfering and Organized Retail theft.
- Both held on bond.

18-9266 | 4:11 PM | Burglary | McGrath, J | 00106 Commerce Dr

The ECC received a report of a subject entering vehicles on the property of Redline Tech Co.. Description was provided as well as direction of travel.

- Sgt. Gunter located him a short distance away and he was identified by the witness.
- Suspect arrested for Burglary and Larceny charges and held on bond.

18-9317 | 1:13 AM | Emergency Medical Call | DeAngelis, F | Berkeley Rd

The ECC received a report of a subject passed out at home with shallowing breathing.

- On scene our officer administered Narcan and several minutes after the Narcan was used, breathing returned to normal.
- AMR and Fire arrived on scene and transported to the hospital.

18-9301 | 9:11 PM | Narcotics Violation | Riendeau, M | Paper Mill La/Round Hill Rd

Sgt. Riendeau observed a vehicle, occupied by two males, drive into the gas station parking lot at 1139 Post Rd.

- Approximately 2 minutes later, the male switched vehicles which left the parking lot, then failed to stop for a nearby stop sign.
- Officer stopped the car and the passenger admitted to having just purchased Marijuana at the gas station meeting and he was charged with drug charges.

18-10330 | 1:10 PM | | Peck, R | 00760 Villa Av

The ECC received reports from Stop and Shop that two males entered the store to shoplift.

- The vehicle fled the scene with Officer Krushinski traveling behind it.
- Officer Krushinski apprehended the passenger as he bailed out the vehicle.
- The vehicle then fled east on Kings Hwy. with Officer Peck in pursuit.
- The pursuit was later terminated.
- The passenger was charged with conspiracy and released on bond.

18-11300 | 2:15 PM | Robbery | Fuller, E | 00350 Jennings Rd

The ECC received a report that a subject had robbed Star Service Station at knife point fleeing on foot. No injuries were reported.

- Officers responded and flooded the area searching for the suspect
- K9 unit responded and started a track which ended in negative results.
- DB arrived took over the investigation. –Under investigation

18-11452 | 2:49 PM | Robbery | Fuller, E | 1271 Stratfield Rd.

The ECC received a report that a subject had robbed Star Service Station at knife point fleeing on foot. No injuries were reported.

- Officers responded and flooded the area searching for the suspect
- K9 unit responded and started a track which ended in negative results.
- DB arrived took over the investigation. –Under investigation

Beach Area Summary

2- Infractions were issued in past thirty days by patrol officers for charges ranging from Noise violations to open container violations.

Narcan Deployments

Patrol Officers responded to 1-medical call during which first responders deployed Narcan for suspected opioid overdose.

Support Services Bureau

Training

Several officers were sent to the following classes:

- Active Aggressor Training
- Peer Support Training
- P.O.S.T. recertification training
- Leadership and Supervision

Animal Control

Complaints: **61**

Wildlife related complaints: **27**

Animals tested for rabies: **1**

Wildlife testing positive for rabies: **0**

Animal bites: **7 dogs**

Enforcement:

Written warnings: **1**

Infractions: **20**

Misdemeanors: **0**

Sold as pet: **1 dog**

Animals Available for Adoption: **0**

Animal Control has continued conducting increased enforcement activities at Lake Mohegan and other town open spaces. They are taking a zero tolerance approach due to increased complaints and incidents at those areas.

Special Services Division

Traffic Safety Unit

Traffic Stops: **327**
Infractions: **255**
Misdemeanor Summons: **5**
Accidents Investigated: **21**
Child Seats Installed: **16**

Traffic Crash Investigations

Total Accidents Investigated: **85**
Search Warrants: **1**
Arrest Warrants: **1**
Misdemeanor Summons Issued: **4**
Infractions Issued: **21**

Other Activities

3/1/2018 Police Tour - Cub Scouts
3/3/2018 Fairfield University Senior Sham Jam
3/5-3/9 VirTra Training
3/16/2018 Product Workshop Logistics
3/20/2018 Code Enforcement Meeting
3/24/2018 Polar Plunge @ Jennings Beach
3/27/2018 Code Enforcement Meeting
3/27/2018 AAA Driving Improvement Class
3/29/2018 Battle of the Badges
3/2/2018 Traffic detail at Wake for Honorable Judge Dan Caruso
3/3/2018 Traffic detail at Funeral for Honorable Judge Dan Caruso
3/31/2018 Officer Colwell/Officer Beattie conducted Fake ID Scanner training at Colony Pizza

Traffic Enforcement Targeted Enforcement Areas

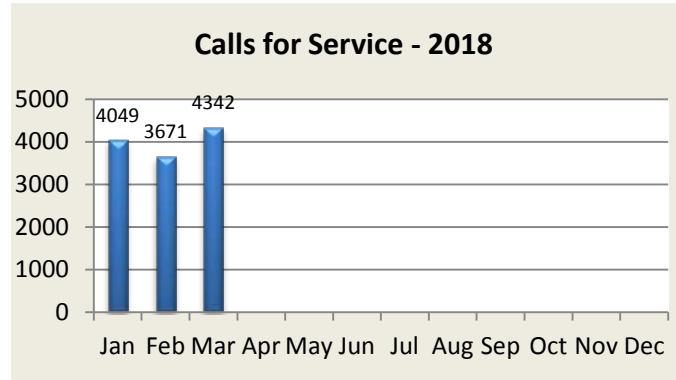
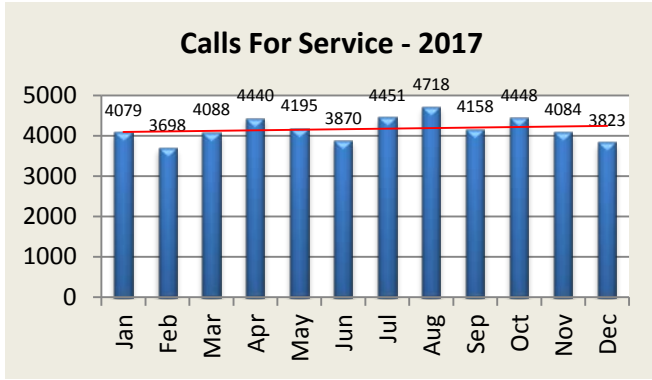
Tahmore Drive @ Woodridge, Lakeview and Glen Ridge (Speeding; Stop Sign)
Tahmore Drive @ Black Rock Turnpike (Red Light)
Area of 3282 Congress Street (Speeding)
High Street @ Karen Street (Speeding)
Black Rock Tpk. @ Baros (Speeding)
1580 Stratford Road (Speeding)
Reef Road @ One Rod Highway (Stop Sign)
Beach Road @ Sunnie Holme (Stop Sign)

Section 3: Statistical Activity Summary

TOTAL CALLS FOR SERVICE

Calls for Service	Jan	Feb	Mar	Apr	May	Jun	Jul	Aug	Sep	Oct	Nov	Dec	YTD
2017	4079	3698	4088	4440	4195	3870	4451	4718	4158	4448	4084	3823	50,052
2018	4049	3671	4342										12,062

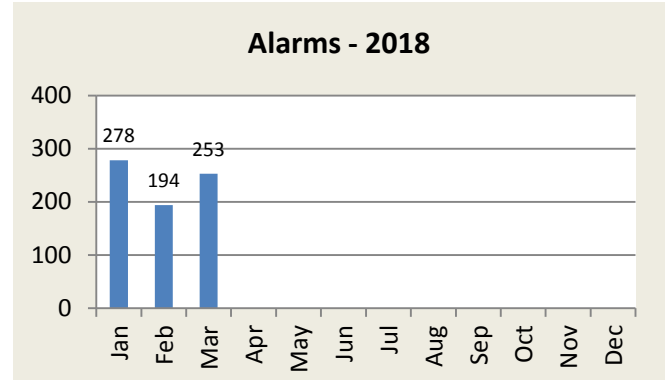
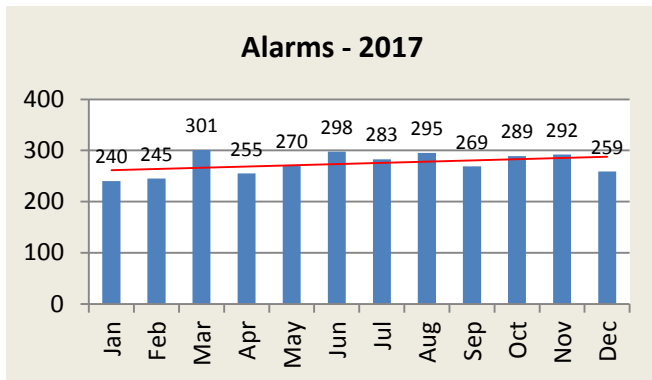
Note: Includes miscellaneous calls that may not be listed under the call analysis section



ALARM RESPONSE SUMMARY

Total Alarms	Jan	Feb	Mar	Apr	May	Jun	Jul	Aug	Sep	Oct	Nov	Dec	YTD
2017	240	245	301	255	270	298	283	295	269	289	292	259	3,296
2018	278	194	253										725

False Alarms	Jan	Feb	Mar	Apr	May	Jun	Jul	Aug	Sep	Oct	Nov	Dec	YTD
2017	221	230	284	240	254	280	268	275	259	271	280	258	3,120
2018	274	191	251										716

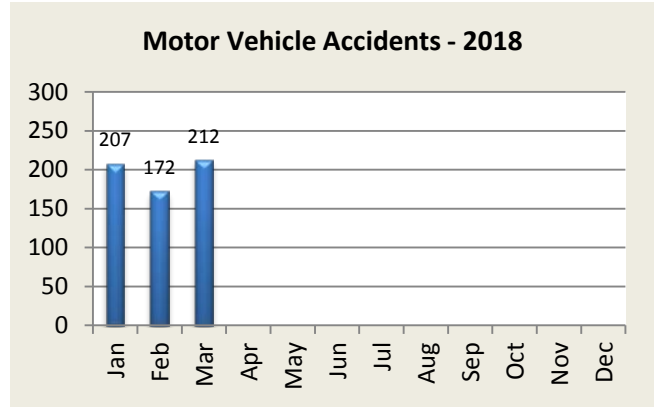
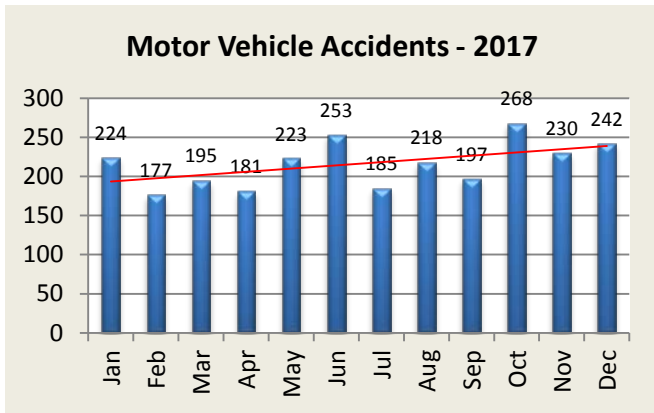


Calls For Service - Detailed Summary

Calls for Service - Type	Jan	Feb	Mar	Apr	May	Jun	Jul	Aug	Sep	Oct	Nov	Dec	YTD
911 Hang Up	7	9	8										24
Abandoned Vehicles	5	5	8										18
Alarms	278	194	253										725
Animal Complaints	77	82	91										250
Assaults	0	1	4										5
Assistance	191	148	182										521
Bank Escorts	19	18	19										56
Bomb Threats	0	0	0										0
Breach of Peace	68	45	42										155
Burglary	1	11	10										22
BusinessChecks	1169	1221	1256										3646
Cancelled Alarms	61	46	67										174
Community Events	47	38	36										121
Door Open	3	2	3										8
Drowning	0	0	0										0
EMS	419	309	333										1061
Funeral Escorts	21	12	19										52
Harassment	11	16	18										45
Intoxicated Subjects	2	8	3										13
Investigations	187	196	171										554
Larceny	17	25	21										63
MVA	207	172	212										591
Medical Alarms	1	1	3										5
Psychiatric calls	1	3	1										5
Missing Persons	5	4	1										10
Narcotic Violations	10	7	6										23
Noise Complaints	17	11	19										47
Parking Complaints	36	31	26										93
Pistol Permit Apps	17	12	18										47
Reckless Driver	26	21	23										70
Recovered Property	10	11	8										29
Road Hazard	33	38	279										350
Robbery	1	2	3										6
Sex Violation	0	0	0										0
Shoplifter	21	15	25										61
Stolen Vehicles	4	3	5										12
Suicide	0	0	1										1
Suicide Attempts/Threats	9	2	2										13
SuspiciousActivity	63	67	86										216
Theft from MV	26	12	18										56
Trespasser	6	6	7										19
Vandalism	5	13	3										21

MOTOR VEHICLE ACTIVITY

MV Accidents	Jan	Feb	Mar	Apr	May	Jun	Jul	Aug	Sep	Oct	Nov	Dec	YTD
2017	224	177	195	181	223	253	185	218	197	268	230	242	2,593
2018	207	172	212										591



MV Enforcement	Jan	Feb	Mar	Apr	May	Jun	Jul	Aug	Sep	Oct	Nov	Dec	YTD
Warnings - 2017	357	360	330	368	281	207	405	286	238	234	251	175	3,492
2018	235	254	213										702

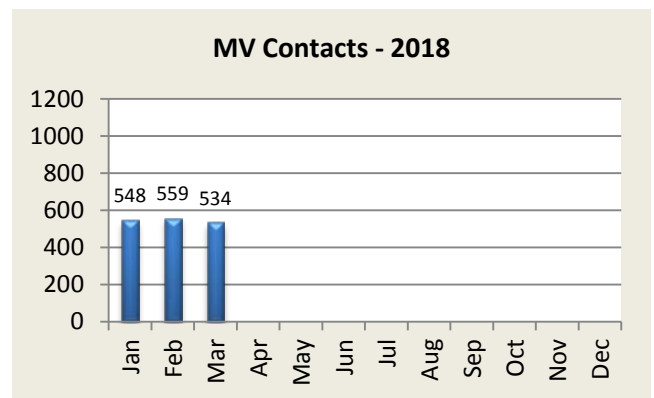
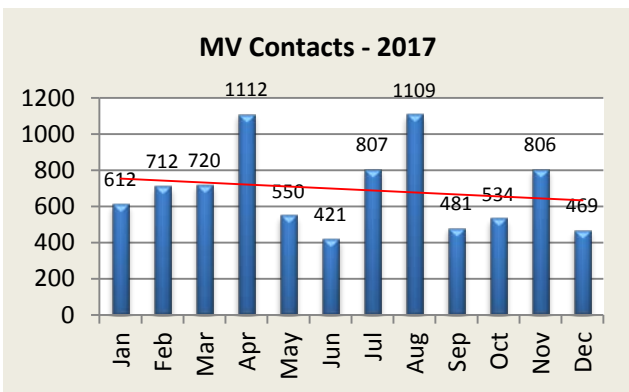
Infractions - 2017	190	288	311	663	219	173	333	760	184	267	511	257	4,156
2018	258	230	277										765

Misdemeanor - 2017	39	36	54	52	42	23	51	41	37	14	29	21	439
2018	31	43	25										99

Custodial - 2017	8	11	6	18	5	8	13	14	4	6	8	8	109
2018	12	19	12										43

DUI Arrests - 2017	6	2	11	6	4	9	7	7	4	9	11	8	84
2018	6	7	11										24

MV Contacts - 2017	612	712	720	1112	550	421	807	1109	481	534	806	469	8,333
2018	548	559	534										1,641

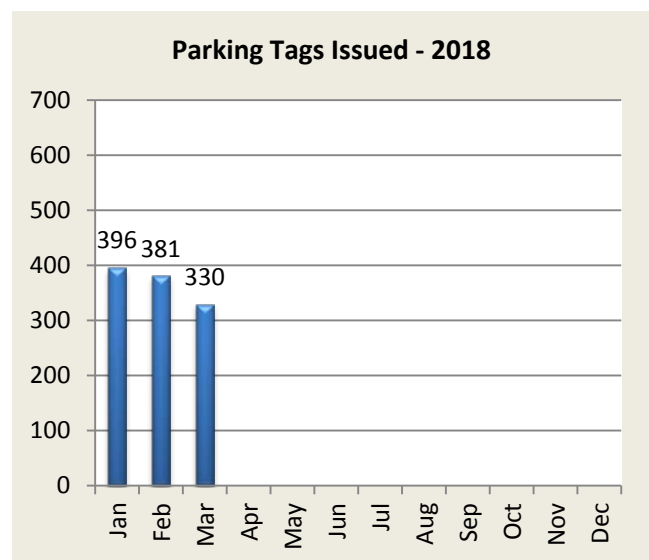
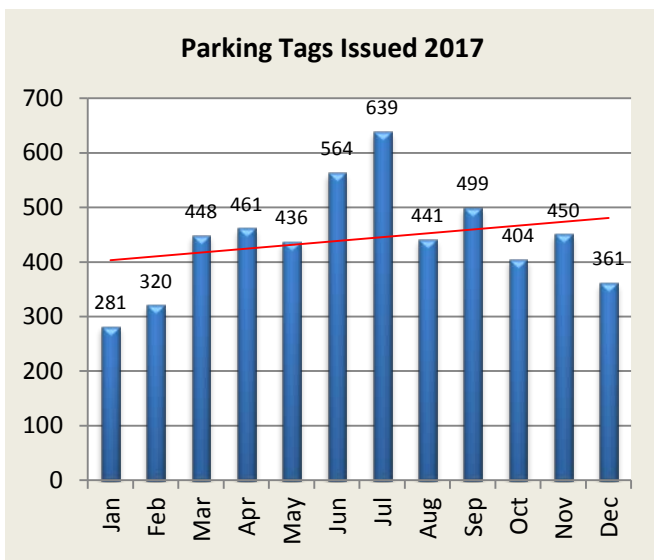


MV Enforcement: Type	Jan	Feb	Mar	Apr	May	Jun	Jul	Aug	Sep	Oct	Nov	Dec	YTD
Speeding Violations	125	139	194										458
Seatbelt Violations	1	4	2										7
Registration Violations	49	60	43										152
License Violations	18	21	18										57
Distracted Driving	12	11	5										28
Suspended Licence	24	33	15										72
Traffic Light Violation	30	28	25										83

The above incidents are a overview of common violations. These statistics are not the only motor vehicle enforcement actions taken. The above show top 6 violations for the month.

PARKING TICKET SUMMARY

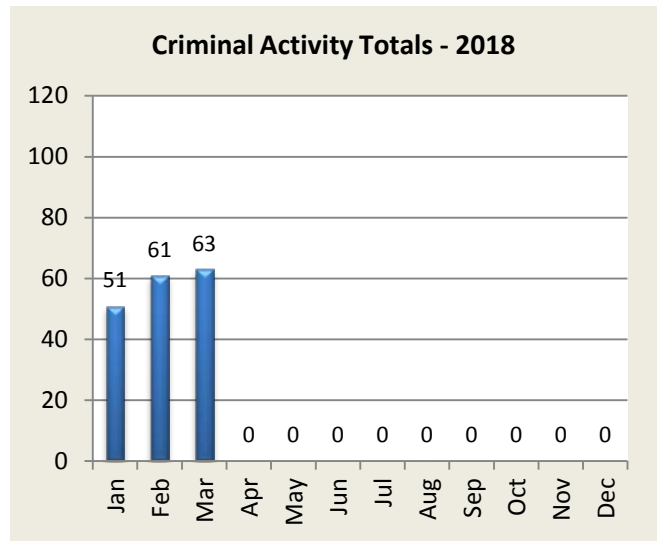
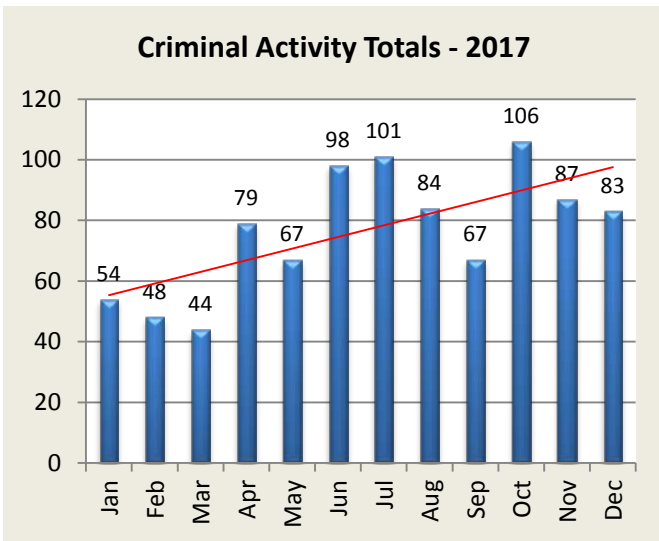
Total Issued	Jan	Feb	Mar	Apr	May	Jun	Jul	Aug	Sep	Oct	Nov	Dec	YTD
2017	281	320	448	461	436	564	639	441	499	404	450	361	5304
2018	396	381	330										1107



CRIMINAL INCIDENTS

Criminal Incidents: Patrol	R2	R3	R4	R5	B2	B3	B4	B5
Larceny	11	1	11	1	1	0	6	4
Vandalism	1	1	2	0	0	2	0	0
MV Theft / Attempt	0	0	3	0	0	1	1	0
Burglary / Attempt	3	2	1	0	3	0	1	0
Assault	0	0	1	1	0	2	0	0
Robbery	0	0	0	0	1	0	1	1

Criminal Activity: Month	Jan	Feb	Mar	Apr	May	Jun	Jul	Aug	Sep	Oct	Nov	Dec	YTD
Larceny - 2017	32	27	26	35	38	65	60	51	39	67	49	50	539
2018	40	31	35										106
Vandalism - 2017	6	8	10	19	12	11	15	13	10	15	15	10	144
2018	5	13	6										24
MV Theft / Attempt - 2017	5	8	3	9	3	3	14	10	4	18	5	10	92
2018	4	3	5										12
Burglary / Attempt - 2017	9	4	3	9	8	15	10	9	7	5	11	8	98
2018	1	11	10										22
Assault - 2017	1	1	2	7	4	3	2	1	4	1	7	5	38
2018	0	1	4										5
Robbery - 2017	1	0	0	0	2	1	0	0	3	0	0	0	7
2018	1	2	3										6
Totals - 2017	54	48	44	79	67	98	101	84	67	106	87	83	918
2018	51	61	63	0	0	0	0	0	0	0	0	0	175



Criminal Arrests by Month	Jan	Feb	Mar	Apr	May	Jun	Jul	Aug	Sep	Oct	Nov	Dec	YTD
Larceny - 2017	30	18	29	25	39	19	35	20	32	33	16	20	316
2018	22	16	29										67
Vandalism - 2017	0	0	0	5	1	0	1	2	5	1	1	1	17
2018	2	2	2										6
MV Theft / Attempt - 2017	0	0	0	0	0	0	0	1	0	0	0	1	2
2018	1	1	1										3
Burglary / Attempt - 2017	4	1	1	4	1	9	5	3	4	16	1	3	52
2018	1	1	5										7
Assault - 2017	2	3	1	5	9	4	3	1	0	2	5	4	39
2018	3	5	3										11
Robbery - 2017	6	0	0	0	1	1	0	0	2	0	0	0	10
2018	0	0	1										1
Total - 2017	42	21	31	39	51	33	44	27	43	52	23	29	435
2018	29	25	41										95

