

FAIRFIELD POLICE

Monthly Report – February 2018



Chief Gary MacNamara

Fairfield Police Department

www.fpdct.com

This page intentionally left blank.

Section 1: Bureau / Division Reports

- **Patrol Division**
- **Support Services Bureau**
- **Special Services Bureau**

Section 2: Statistical Activity Summary

Overall Activity

Calls for Service - Total

Alarm Response Summary

Calls for Service – Detailed

Motor Vehicle Activity

Motor Vehicle Accidents

Motor Vehicle Enforcement - Action

Motor Vehicle Enforcement - Violation Type

Parking Ticket Summary

Criminal Activity

Criminal Incidents by Patrol

Criminal Activity by Month

Criminal Arrests by Month

Section 1: Bureau / Division Reports

Noteworthy Police Work

Lieutenant Bloch recognized Sergeant Riendeau and Officer Zerella after they observed suspicious vehicles. They attempted to stop the vehicles when one sped away. They were able to stop the vehicle a short distance away and the operator ran from the vehicle. A passenger was taken into custody and the vehicle was determined to have been stolen a short time earlier.

Sergeant Esposito recognized Officer Sudora for his work in locating a vehicle wanted by Bridgeport Police for a shooting in Bridgeport. Officer Sudora stopped the vehicle and detain both occupants.

Officer Wells, Officer Jenkins and Officer Demotse responded to a reported suicide threat. Upon arrival they had to force entry into the garage which was filled with vehicle exhaust fumes to gain access to the victim, who was unresponsive on the ground next to the car. They were able to remove the victim from the garage and the victim later regained consciousness and was transported to the hospital.

Letters of Thanks

A letter of thanks was received from Assistant State's Attorney Colleen Zingaro recognizing the Fairfield Police Department and specifically Detective Caruso for his investigative efforts into a child death case that resulted in successful prosecution of the suspect.

A letter of thanks was received from Chief Perez of the Bridgeport Police Department thanking the Fairfield Police Department for their assistance during recent protests that occurred in Bridgeport.

Promotion

On February 14, 2018, Officer Jordan Nadeau was promoted to Detective.



Detective Nadeau graduated from Bunnell High School in 2003. Detective Nadeau joined the Southport Volunteer Fire Department in 2007. He also volunteered as EMT with Stratford EMS. Detective Nadeau was hired as an emergency telecommunicator with the town of Fairfield in 2009. He served as a police and fire dispatcher for two years, before being hired as a Fairfield Police Officer in February of 2011. Detective Nadeau has served as an active member of the patrol division, Crisis Intervention Team, and as a Field Training Officer. Detective Nadeau also served as an acting Detective from 2016-2017, and is a graduate of the 56th annual Detective School.

Patrol

18-4832 5:57 PM | Traffic Stop-Warrant Arrest | Chamberlain, R

Officer Chamberlain conducted a M/V stop on the Post Road for an unregistered motor vehicle. During the course of the stop the passenger was identified as Tommy Priest and an NCIC check showed he was wanted as a Fugitive from Justice and also for a Probation Violation and Failure to Appear. He was taken into custody without incident, held without bond and turned over to United States Marshals.

18-4911 11:30 AM | Bank Robbery | Nadeau, J | 01761 Post Rd

The Emergency Communications Center received a call of a Bank robbery at Key Bank 1761 Post Rd. The suspect was a black male with a blue hat and bubble jacket. A note was passed to the teller indicating a possible firearm under his shirt. The suspect was last seen walking eastbound on Post Rd. The case is under investigation by the detective bureau.

18-5405 5:57 PM | Armed Robbery | Greenfield, J | 00350 Jennings Rd

The Emergency Communications Center received a call of an armed robbery at Star Towing 350 Jennings Rd. Approximately \$150.00 was taken at knife point. The suspect was described as a white male with a gray hoodie and sunglasses in his 20'S - 30'S with cuts/scrapes on his hands.

18-5720 2:44 AM | Stolen M/V | Zerella, M | 00006 Park Square Ct

Sgt. Riendeau observed suspicious activity and followed 2 vehicles into Pine Tree. One vehicle then suddenly fled and was stopped a short distance away. The operator ran off on foot and was not located. The vehicle, a 2000 Lexus E-300 had been stolen a short time earlier. One subject was taken into custody. A K 9 unit was called to the scene to track for the driver with negative results.

18-7537 2117 | Threatening complaint | Kalson | 100 Reef Rd

The Emergency Communications Center received a report of harassing messages through social media among several individuals who attend Fairfield Ludlowe High School. The suspect who attends Southern Connecticut State University engaged in an argumentative conversation over the social media application "Snapchat" and made threats that he would find them and kill them. This social media post led to several reports through 911 from parents who observed the posted comments.

After a thorough investigation it was determined that the suspect was attending SCSU in New Haven. He was taken into custody without incident by SCSU Public Safety and turned over to Fairfield officers before being transported back to Fairfield for processing.

During processing, the suspect was transported to St. Vincent's Medical Center, for mental health evaluation and remained in police custody and held on bond until his arraignment.

Support Services Bureau

Training

Several officers were sent to the following classes:

- Responding to Acts of Violence
- Drug Interdiction and Conducting the Complete Traffic Stop
- Applied Leadership Principles
- Emergency Medical Responder

Animal Control

Complaints: **65**

Wildlife related complaints: **27**

Animals tested for rabies: **3**

Wildlife testing positive for rabies: **1**

Animal bites: **3 dogs**

Enforcement:

Written warnings: **6**

Infractions: **17**

Misdemeanors: **0**

Sold as pet: **1**

Animals Available for Adoption: **0**

Animal Control has been conducting increased enforcement activities at Lake Mohegan and other town open spaces. They are taking a zero tolerance approach due to increased complaints and incidents at those areas.

Special Services Division

Traffic Safety Unit

Traffic Stops: **271**

Infractions: **174**

Misdemeanor Summons: **10**

Accidents Investigated: **25**

Traffic Crash Investigations

Total Accidents Investigated: **68**

Search Warrants: **3**

Arrest Warrants: **5**

Misdemeanor Summons Issued: **0**

Infractions Issued: **9**

Other Activities

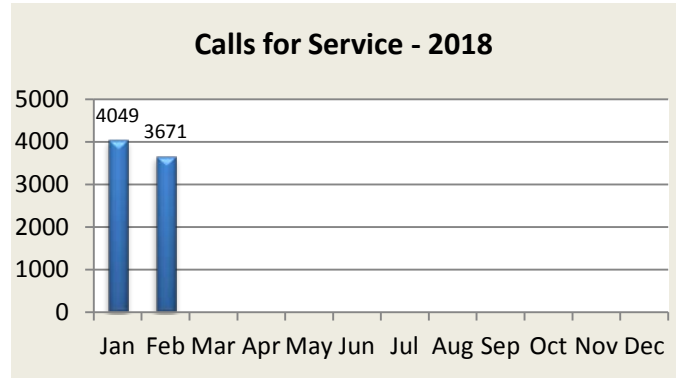
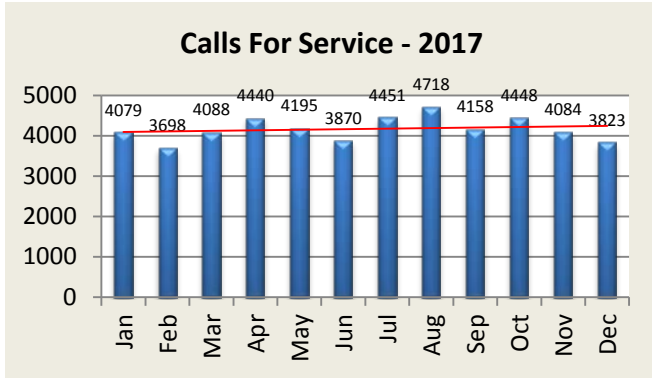
- 2/5/2018 Officer Colwell Warrant Arrest following traffic stop
- 2/5/2018 Officer Beattie Warrant Arrest following traffic stop
- 2/9/2018 Officer Sudora Drug Arrest following traffic stop
- 2/15/2018 Officer Sudora DUI Arrest
- 2/20/2018 Officer Colwell Drug Arrest following traffic stop
- 2/22/2018 Officer Colwell Interferng Arrest following traffic stop for MV charges
- 2/23/2018 Officer Beattie Drug Arrest/Interfering Arrest/DUI - following a MV Accident
- 2/27/2018 Officer Sudora Drug Arrest and DUI Arrest following traffic stop
- 2/27/2018 Daisy Girls Tour of Police HQ
- 2/23/2018 Assisted with Tip-A-Cop at Chips

Section 3: Statistical Activity Summary

TOTAL CALLS FOR SERVICE

Calls for Service	Jan	Feb	Mar	Apr	May	Jun	Jul	Aug	Sep	Oct	Nov	Dec	YTD
2017	4079	3698	4088	4440	4195	3870	4451	4718	4158	4448	4084	3823	50,052
2018	4049	3671											7,720

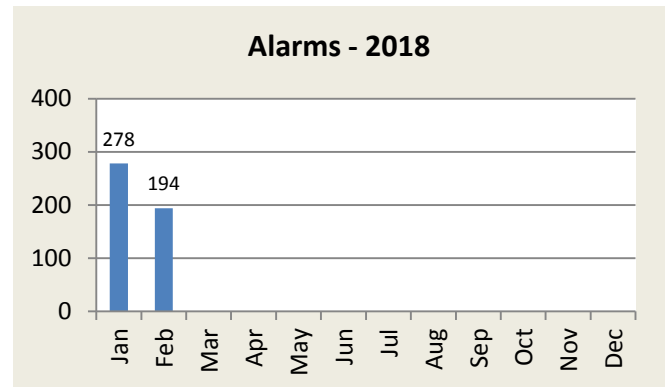
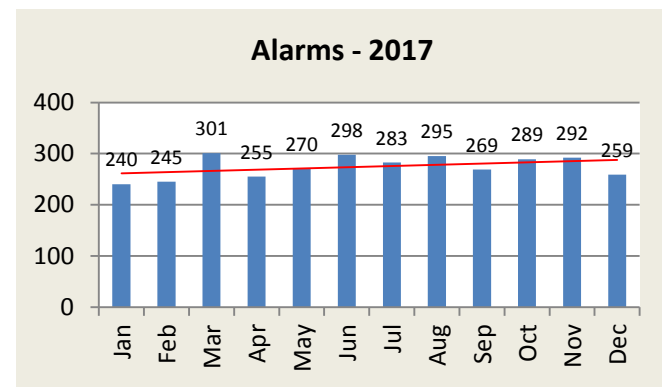
Note: Includes miscellaneous calls that may not be listed under the call analysis section



ALARM RESPONSE SUMMARY

Total Alarms	Jan	Feb	Mar	Apr	May	Jun	Jul	Aug	Sep	Oct	Nov	Dec	YTD
2017	240	245	301	255	270	298	283	295	269	289	292	259	3,296
2018	278	194											472

False Alarms	Jan	Feb	Mar	Apr	May	Jun	Jul	Aug	Sep	Oct	Nov	Dec	YTD
2017	221	230	284	240	254	280	268	275	259	271	280	258	3,120
2018	274	191											465

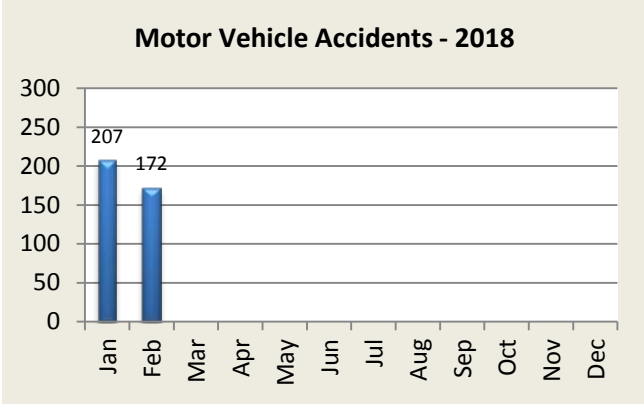
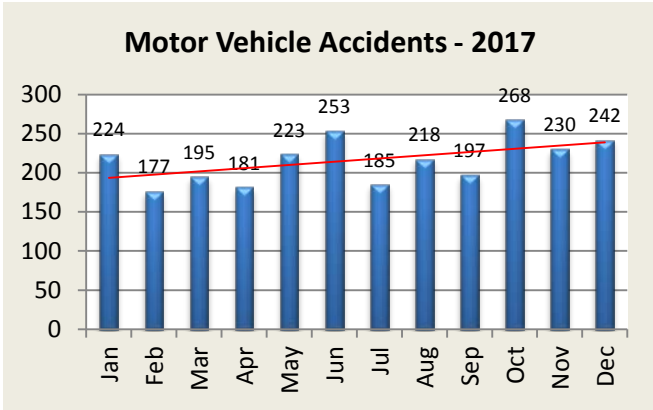


Calls For Service - Detailed Summary

Calls for Service - Type	Jan	Feb	Mar	Apr	May	Jun	Jul	Aug	Sep	Oct	Nov	Dec	YTD
911 Hang Up	7	9											16
Abandoned Vehicles	5	5											10
Alarms	278	194											472
Animal Complaints	77	82											159
Assaults	0	1											1
Assistance	191	148											339
Bank Escorts	19	18											37
Bomb Threats	0	0											0
Breach of Peace	68	45											113
Burglary	1	11											12
BusinessChecks	1169	1221											2390
Cancelled Alarms	61	46											107
Community Events	47	38											85
Door Open	3	2											5
Drowning	0	0											0
EMS	419	309											728
Funeral Escorts	21	12											33
Harassment	11	16											27
Intoxicated Subjects	2	8											10
Investigations	187	196											383
Larceny	17	25											42
MVA	207	172											379
Medical Alarms	1	1											2
Psychiatric calls	1	3											4
Missing Persons	5	4											9
Narcotic Violations	10	7											17
Noise Complaints	17	11											28
Parking Complaints	36	31											67
Pistol Permit Apps	17	12											29
Reckless Driver	26	21											47
Recovered Property	10	11											21
Road Hazard	33	38											71
Robbery	1	2											3
Sex Violation	0	0											0
Shoplifter	21	15											36
Stolen Vehicles	4	3											7
Suicide	0	0											0
Suicide Attempts/Threats	9	2											11
SuspiciousActivity	63	67											130
Theft from MV	26	12											38
Trespasser	6	6											12
Vandalism	5	13											18

MOTOR VEHICLE ACTIVITY

MV Accidents	Jan	Feb	Mar	Apr	May	Jun	Jul	Aug	Sep	Oct	Nov	Dec	YTD
2017	224	177	195	181	223	253	185	218	197	268	230	242	2,593
2018	207	172											379



MV Enforcement	Jan	Feb	Mar	Apr	May	Jun	Jul	Aug	Sep	Oct	Nov	Dec	YTD
Warnings - 2017	357	360	330	368	281	207	405	286	238	234	251	175	3,492
2018	235	254											489

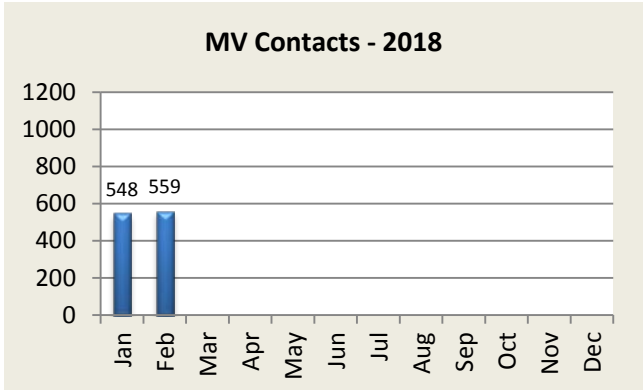
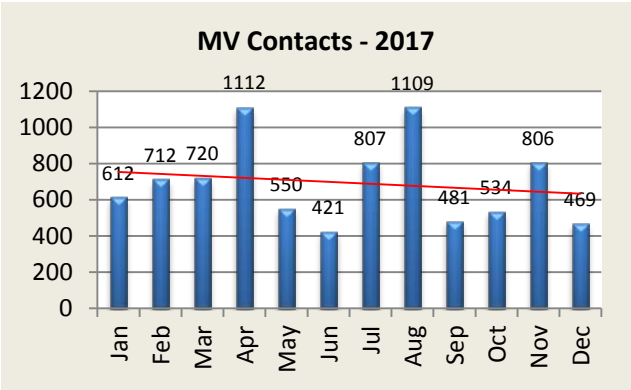
Infractions - 2017	190	288	311	663	219	173	333	760	184	267	511	257	4,156
2018	258	230											488

Misdemeanor - 2017	39	36	54	52	42	23	51	41	37	14	29	21	439
2018	31	43											74

Custodial - 2017	8	11	6	18	5	8	13	14	4	6	8	8	109
2018	12	19											31

DUI Arrests - 2017	6	2	11	6	4	9	7	7	4	9	11	8	84
2018	6	7											13

MV Contacts - 2017	612	712	720	1112	550	421	807	1109	481	534	806	469	8,333
2018	548	559											1,107

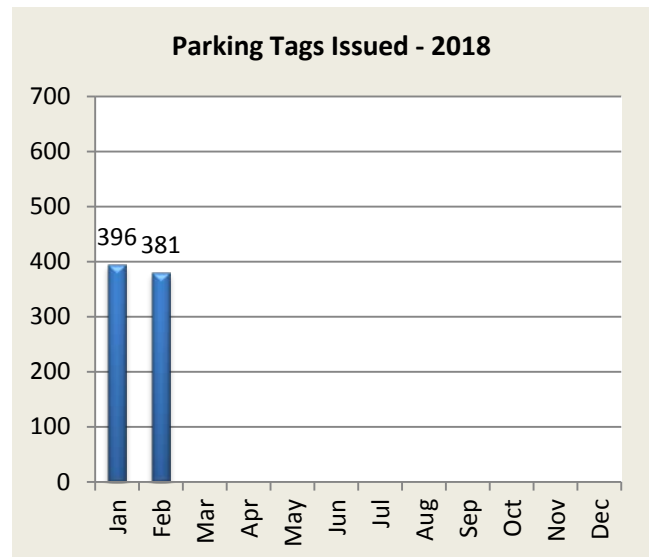
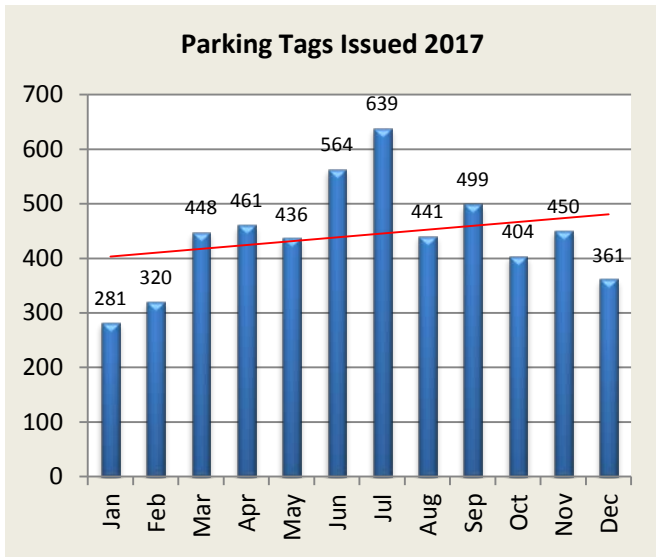


MV Enforcement: Type	Jan	Feb	Mar	Apr	May	Jun	Jul	Aug	Sep	Oct	Nov	Dec	YTD
Speeding Violations	125	139											264
Seatbelt Violations	1	4											5
Registration Violations	49	60											109
License Violations	18	21											39
Distracted Driving	12	11											23
Suspended Licence	24	33											57
Traffic Light Violation	30	28											58

The above incidents are a overview of common violations. These statistics are not the only motor vehicle enforcement actions taken. The above show top 6 violations for the month.

PARKING TICKET SUMMARY

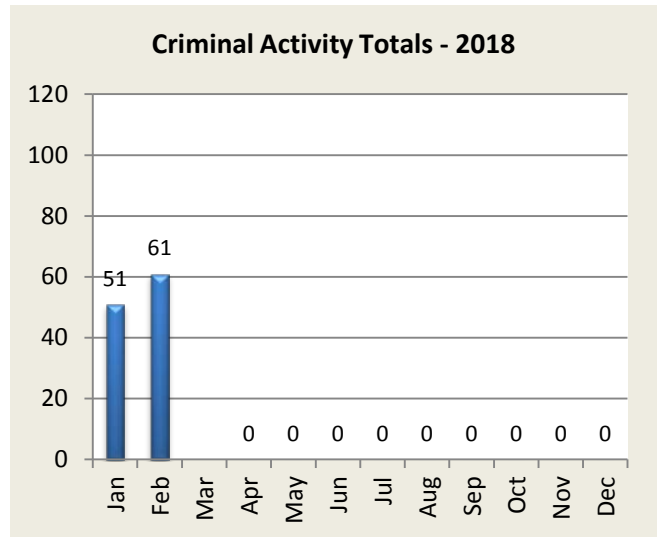
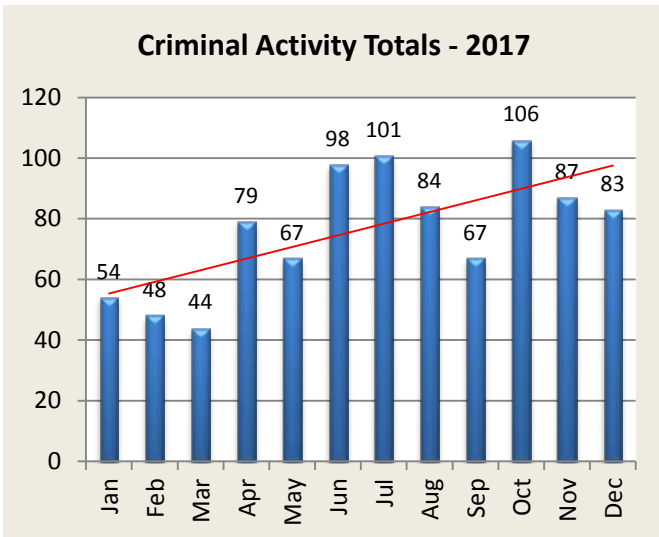
Total Issued	Jan	Feb	Mar	Apr	May	Jun	Jul	Aug	Sep	Oct	Nov	Dec	YTD
2017	281	320	448	461	436	564	639	441	499	404	450	361	5304
2018	396	381											777



CRIMINAL INCIDENTS

Criminal Incidents: Patrol	R2	R3	R4	R5	B2	B3	B4	B5
Larceny	2	8	5	3	3	3	4	3
Vandalism	3	0	2	2	4	1	0	1
MV Theft / Attempt	1	1	0	0	0	1	0	0
Burglary / Attempt	3	1	2	0	1	0	2	2
Assault	1	0	0	0	0	0	0	0
Robbery	1	0	0	0	0	0	0	1

Criminal Activity: Month	Jan	Feb	Mar	Apr	May	Jun	Jul	Aug	Sep	Oct	Nov	Dec	YTD
Larceny - 2017	32	27	26	35	38	65	60	51	39	67	49	50	539
2018	40	31											71
Vandalism - 2017	6	8	10	19	12	11	15	13	10	15	15	10	144
2018	5	13											18
MV Theft / Attempt - 2017	5	8	3	9	3	3	14	10	4	18	5	10	92
2018	4	3											7
Burglary / Attempt - 2017	9	4	3	9	8	15	10	9	7	5	11	8	98
2018	1	11											12
Assault - 2017	1	1	2	7	4	3	2	1	4	1	7	5	38
2018	0	1											1
Robbery - 2017	1	0	0	0	2	1	0	0	3	0	0	0	7
2018	1	2											3
Totals - 2017	54	48	44	79	67	98	101	84	67	106	87	83	918
2018	51	61		0	0	0	0	0	0	0	0	0	112



Criminal Arrests by Month	Jan	Feb	Mar	Apr	May	Jun	Jul	Aug	Sep	Oct	Nov	Dec	YTD
Larceny - 2017	30	18	29	25	39	19	35	20	32	33	16	20	316
2018	22	16											38
Vandalism - 2017	0	0	0	5	1	0	1	2	5	1	1	1	17
2018	2	2											4
MV Theft / Attempt - 2017	0	0	0	0	0	0	0	1	0	0	0	1	2
2018	1	1											2
Burglary / Attempt - 2017	4	1	1	4	1	9	5	3	4	16	1	3	52
2018	1	1											2
Assault - 2017	2	3	1	5	9	4	3	1	0	2	5	4	39
2018	3	5											8
Robbery - 2017	6	0	0	0	1	1	0	0	2	0	0	0	10
2018	0	0											-
Total - 2017	42	21	31	39	51	33	44	27	43	52	23	29	435
2018	29	25											54

