

FAIRFIELD POLICE DEPARTMENT

Monthly Report – October 2017



Chief Gary MacNamara

Fairfield Police Department

www.fpdct.com

This page intentionally left blank.

Section 1: Bureau / Division Reports

- **Patrol Division**
- **Support Services Bureau**
- **Special Services Bureau**

Section 2: Statistical Activity Summary

Overall Activity

Calls for Service - Total

Alarm Response Summary

Calls for Service – Detailed

Motor Vehicle Activity

Motor Vehicle Accidents

Motor Vehicle Enforcement - Action

Motor Vehicle Enforcement - Violation Type

Parking Ticket Summary

Criminal Activity

Criminal Incidents by Patrol

Criminal Activity by Month

Criminal Arrests by Month

Section 1: Bureau / Division Reports

Noteworthy Police Work

Lt. Perez recognized Sgt. Koval, Off. Young and Off. Krushinski for their actions dealing with a suicidal woman who was threatening them with a knife. They were able to subdue the woman using a Taser and sending her to the hospital for evaluation.

Lt. Greene recognized Sgt. Irizarry, Off. Greenfield, Off. Young and Off. Kaesmann for their proactive work in which Off. Greenfield and Off. Young located a stolen vehicle. After a short pursuit the suspect ran on foot. With the assistance of the other officers and K9 Maverick, the suspect was located and taken into custody.

Lt. Bloch recognized Sgt. Zdru after he located several suspicious vehicles in an area prone to car thefts and burglaries. The vehicles took off from Sgt. Zdru at a high rate of speed. Sgt. Zdru pursued the vehicles onto I-95. After terminating the pursuit he found one of the vehicles abandoned in Bridgeport. The vehicle had been stolen from Rowland Road..

Patrol

17-37959 | 9:52 PM | Assistance-Arrest | McGrath, J | Park/ Burnsford Bpt

Bridgeport police report via the hotline they are in pursuit of a vehicle on Park Avenue after a report of possible shots fired into parked vehicles (possible pellet gun).

- Vehicle was stopped and several males ran from the vehicle
- Fairfield K9 was sent to the area
- Fairfield officers set up a perimeter with Bridgeport officers
- Off. Kline detained a male suspect while on the perimeter and turned him over to Bridgeport PD

17-39561 | 10:55 AM | Assistance-Arrest | Wells, K | 00035 Bridge St Westport

Officer Wells dispatched to assist Westport PD after a Car Stop on Bridge St. in Westport after a male suspect fled on foot and dropped a fully loaded pistol.

- Officer Wells along with K-9 Jagger started a track from the vehicle.
- Shortly after Officer Kaesmann along with K-9 Maverick returned to the suspects jacket and started another track
- Track led to a shed and Maverick found the suspect inside the shed hiding from officers.
- The suspect has a lengthy history including criminal possession of a firearm and was turned over Westport Police.

17-40863 | 4:34 AM | Stolen vehicle –Recovered | Wikman, J | I95 Nb 19 To 21

- Off Wikman noticed 3 vehicles traveling in close proximity East bound on the Post Rd from Westport .
- Wikman observed the 3 vehicles enter the Shell station and flee the lot at a high rate of speed East and enter exit 19 northbound
- He caught up to the vehicles on the entrance ramp, where he observed several subjects bail out of a white Infinity and enter a black sedan.
- Off Wikman attempted to stop the two remaining vehicles and lost sight of the fleeing vehicles at exit 21.
- The vehicles were last seen by Off Rubis and Sgt Zdru traveling North on 95 in excess of 100mph. The infinity abandoned on the entrance ramp was determined to have just been stolen out of Westport.

17-41182 | 4:40 AM | Theft from motor vehicle –Arrest | Fenton, S | Fairmount Ter 911

ECC received a call of a male wearing all black with a hood up just walked into a back yard of a neighbor's house on Fairmount Terr.

- Patrols were sent to the area and Officer Zerella located two subjects later linked to entering vehicles at the time of the call.
- Both subjects were taken into custody and charged with Conspiracy to commit Burglary 3rd and Conspiracy to commit Larceny 6th and held on bond.

17-41579 | 4:06 AM | Stolen Vehicle-Recovered | Rubis, C | 00188 Rowland Rd

Sgt. Zdru observed 3 suspected stolen cars traveling together on the Old Post Rd and then enter the traffic circle at a high rate of speed

- One of the vehicles left the road and struck a fire hydrant in the traffic circle and continued north bound with Sergeant Zdru in pursuit.
- All three vehicles entered I-95 north bound with Zdru in pursuit. The pursuit was terminated on I-95 near exit 26.
- Sergeant Zdru checked the area and located one of the vehicles (Jeep Cherokee) abandoned and unoccupied on Worden Ave. in Bridgeport.
- On scene investigation reveal the vehicle was stolen minutes earlier from Rowland Rd.
- Vehicle Recovered.

Untimely Death

Patrol responded to 1- untimely death suspected to be a suicide and under investigation by the Detective Bureau.

Beach Area Summary

22 summonses were issued in past thirty days by patrol officers for charges ranging from Noise violations to open container violations.

Narcan Deployments

Patrol Officers responded to one medical call during which first responders deployed Narcan for suspected opioid overdose.

Support Services Bureau

Training

Several officers were sent to the following classes:

- Basic SWAT Training
- Basic Crash Investigation
- Drug Recognition Expert equipment training
- Northeast Transportation Safety Conference

Annual firearms training was conducted.

Animal Control

Complaints: **94**

Wildlife related complaints: **40**

Animals tested for rabies: **0**

Wildlife testing positive for rabies: **0**

Animals impounded: **21 (19 dogs, 2 cats injured)**

Animal bites: **5 (4 dog, 1 cat)**

Enforcement:

Written warnings: **8**

Infractions: **5**

Misdemeanors: **0**

Sold as pet: **2 dogs, 5 cats**

Animals available for adoption: **3 dog, 2 cats**

Special Services Division

Traffic Safety Unit

Traffic Stops: **359**

Infractions: **244**

Misdemeanor Summonses: **7**

Accidents Investigated: **49**

Traffic Crash Investigations

Total Accidents Investigated: **109**

Search Warrants: **1**

Arrest Warrants: **2**

Misdemeanor Summons Issued: **6**

Infractions Issued: **14**

- Assist Bridgeport PD - Double Pedestrian Accident - Park Avenue / North Avenue
- 17-35538 Officer Letsch conducted an investigation leading to the seizure of \$45,000.00 in cash and over 5 pounds of Marijuana

Community Events:

- Breast Cancer Walk – Sherman Green
- Google Ride-A-Long with Officer Beattie
- Jail and Bail Fairfield University

Other Activities

- Photo shoots with Westport and Milford PD
- Pink Car FTC/Southport FD/Senior Center
- Coffee with a Cop at Starbucks/Chips
- 8th Annual Community Traffic Safety Awards Luncheon

Marine Unit

	Apr	May	Jun	July	Aug	Sep	Oct	Nov
Complaints	3	9	26	56	13	12	12	

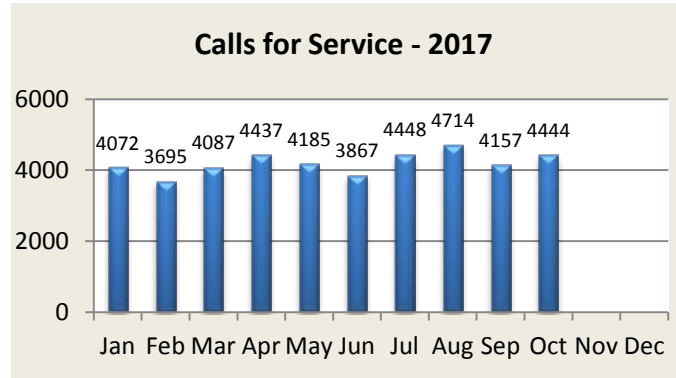
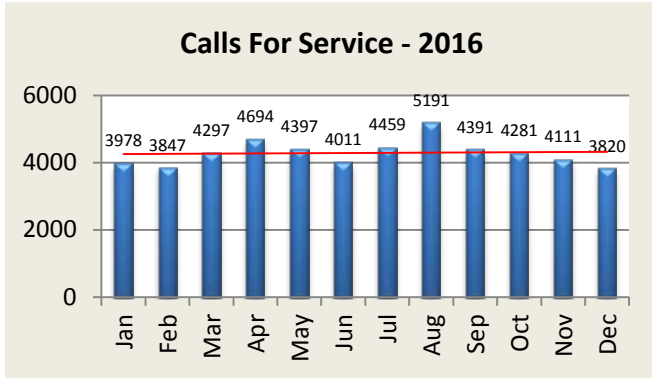
Highlights	Apr	May	Jun	July	Aug	Sep	Oct	Nov
Boats Towed	0	2	1	1	1	0	2	
Written Warnings	0	0	0	0	0	0	0	
Arrests	0	0	0	0	0	0	0	
Safety Inspections	0	13	13	3	0	0	0	
Total Calls For Service	3	23	40	59	13	12	14	
Hours Underway	30	25	75	160	170	140	100	

Section 3: Statistical Activity Summary

TOTAL CALLS FOR SERVICE

Calls for Service	Jan	Feb	Mar	Apr	May	Jun	Jul	Aug	Sep	Oct	Nov	Dec	YTD
2016	3978	3847	4297	4694	4397	4011	4459	5191	4391	4281	4111	3820	51,477
2017	4072	3695	4087	4437	4185	3867	4448	4714	4157	4444			42,106

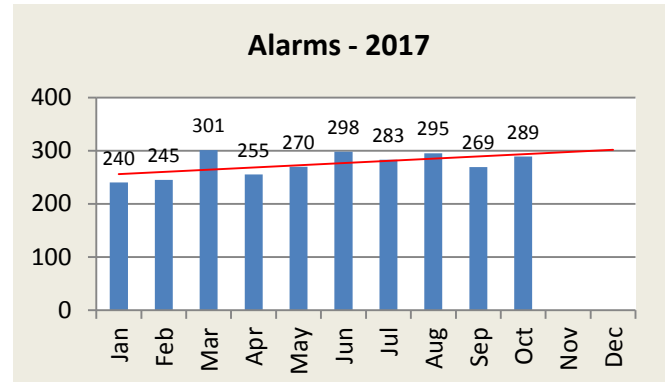
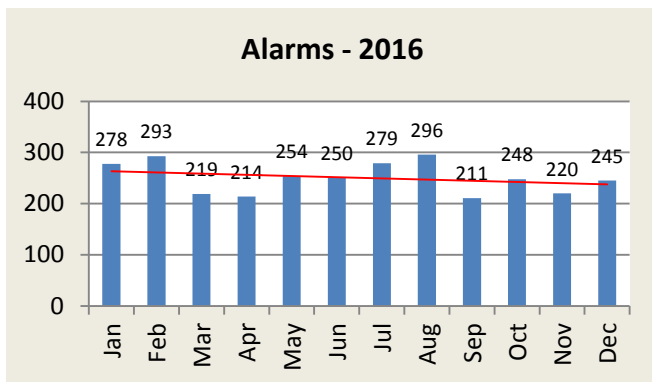
Note: Includes miscellaneous calls that may not be listed under the call analysis section



ALARM RESPONSE SUMMARY

Total Alarms	Jan	Feb	Mar	Apr	May	Jun	Jul	Aug	Sep	Oct	Nov	Dec	YTD
2016	278	293	219	214	254	250	279	296	211	248	220	245	3,007
2017	240	245	301	255	270	298	283	295	269	289			2,745

False Alarms	Jan	Feb	Mar	Apr	May	Jun	Jul	Aug	Sep	Oct	Nov	Dec	YTD
2016	273	291	217	214	251	236	264	257	189	234	203	230	2,859
2017	221	230	284	240	254	280	268	275	259	271			2,582

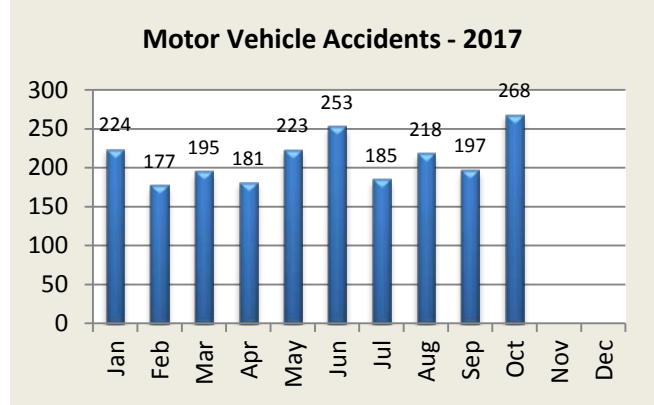
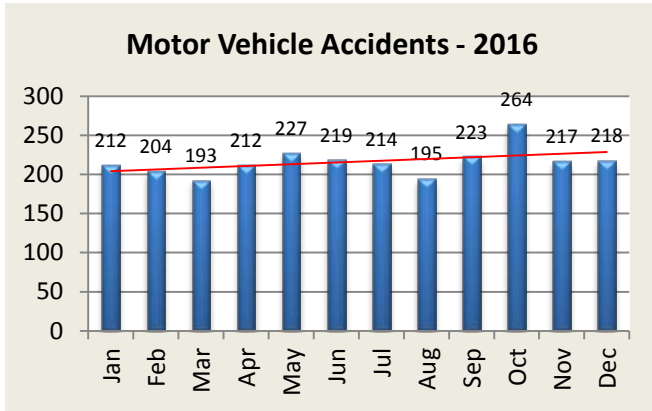


Calls For Service - Detailed Summary

Calls for Service - Type	Jan	Feb	Mar	Apr	May	Jun	Jul	Aug	Sep	Oct	Nov	Dec	YTD
911 Hang Up	6	8	2	7	7	16	9	8	3	8			74
Abandoned Vehicles	8	11	19	15	4	10	16	10	8	10			111
Alarms	240	245	301	255	270	298	283	295	269	289			2745
Animal Complaints	67	74	78	96	98	111	144	155	114	107			1044
Assaults	1	1	3	7	4	3	2	1	4	2			28
Assistance	128	145	174	171	164	180	154	141	186	206			1649
Bank Escorts	20	19	22	19	22	25	19	25	19	21			211
Bomb Threats	0	0	0	0	0	0	0	0	0	0			0
Breach of Peace	45	52	38	57	74	52	69	48	62	54			551
Burglary	11	4	3	9	8	17	10	9	7	5			83
BusinessChecks	1334	1021	1106	1120	1211	982	1072	1161	1206	1121			11334
Cancelled Alarms	48	47	62	35	54	64	63	43	50	63			529
Community Events	77	22	56	37	65	36	62	53	72	125			605
Door Open	6	5	7	8	7	11	3	6	6	10			69
Drowning	0	0	0	0	0	0	0	2	1	0			3
EMS	356	348	379	380	392	328	383	386	406	375			3733
Funeral Escorts	18	11	20	15	22	14	19	10	28	11			168
Harassment	16	14	11	6	15	19	13	16	12	14			136
Intoxicated Subjects	3	5	8		5	1	10	8	5	7			52
Investigations	160	174	209	209	199	229	259	227	201	220			2087
Larceny	25	18	20	20	21	39	37	28	26	47			281
MVA	224	177	195	181	223	253	185	218	197	268			2121
Medical Alarms	1	1	3	1	2	0	2	0	1	2			13
Psychiatric calls	3	0	2	2	3	1	2	1	1	5			20
Missing Persons	1	1	2	4	8	5	4	1	6	6			38
Narcotic Violations	20	14	12	20	10	7	16	8	18	3			128
Noise Complaints	17	30	33	28	47	42	34	25	59	60			375
Parking Complaints	33	30	33	35	31	44	63	56	52	47			424
Pistol Permit Apps	20	13	23	11	14	19	4	20	19	10			153
Reckless Driver	23	20	27	32	44	53	35	33	31	31			329
Recovered Property	16	16	15	23	26	27	27	26	19	24			219
Road Hazard	24	37	57	21	46	34	49	29	27	79			403
Robbery	1	0	0	0	2	1	0	0	3	0			7
Sex Violation	1	0	1	0	1	4	1	1	3	1			13
Shoplifter	12	14	13	6	14	22	15	25	27	22			170
Stolen Vehicles	5	7	2	9	3	3	14	10	4	18			75
Suicide	1	0	1	1	0	2	0	1	1	0			7
Suicide Attempts/Threats	6	1	0	4	9	7	2	4	2	7			42
SuspiciousActivity	82	56	84	78	67	72	94	92	67	87			779
Theft from MV	13	9	11	15	18	32	24	27	13	23			185
Trespasser	4	9	8	4	7	7	20	9	15	12			95
Vandalism	6	8	10	19	13	11	15	14	10	16			122

MOTOR VEHICLE ACTIVITY

MV Accidents	Jan	Feb	Mar	Apr	May	Jun	Jul	Aug	Sep	Oct	Nov	Dec	YTD
2016	212	204	193	212	227	219	214	195	223	264	217	218	2,598
2017	224	177	195	181	223	253	185	218	197	268			2,121



MV Enforcement	Jan	Feb	Mar	Apr	May	Jun	Jul	Aug	Sep	Oct	Nov	Dec	YTD
Warnings - 2016	426	347	518	432	317	255	382	406	310	348	313	297	4,351
2017	357	360	330	368	281	207	405	286	238	234			3,066

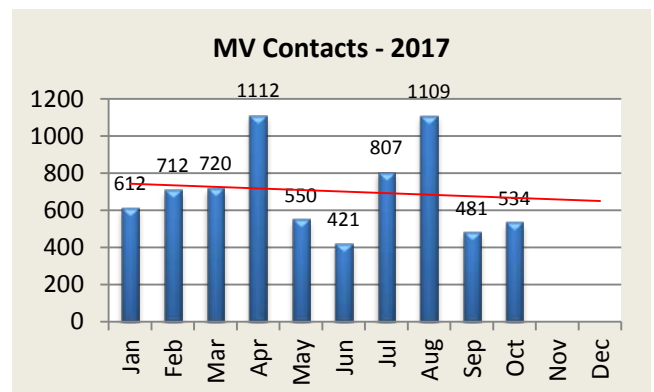
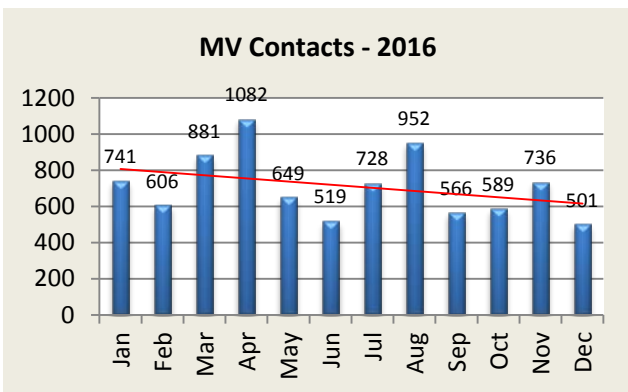
Infractions - 2016	249	203	283	563	275	215	287	481	200	199	379	177	3,511
2017	190	288	311	663	219	173	333	760	184	267			3,388

Misdemeanor - 2016	43	34	45	64	37	35	43	44	30	18	19	19	431
2017	39	36	54	52	42	23	51	41	37	14			389

Custodial - 2016	6	7	9	9	3	9	12	4	8	11	7	2	87
2017	8	11	6	18	5	8	13	14	4	6			93

DUI Arrests - 2016	8	8	13	5	6	7	5	7	11	10	7	6	93
2017	6	2	11	6	4	9	7	7	4	9			65

MV Contacts - 2016	741	606	881	1082	649	519	728	952	566	589	736	501	8,550
2017	612	712	720	1112	550	421	807	1109	481	534			7,058

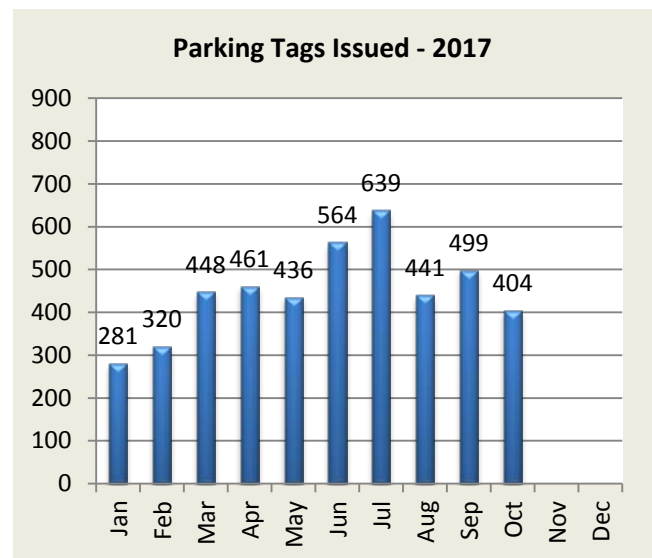
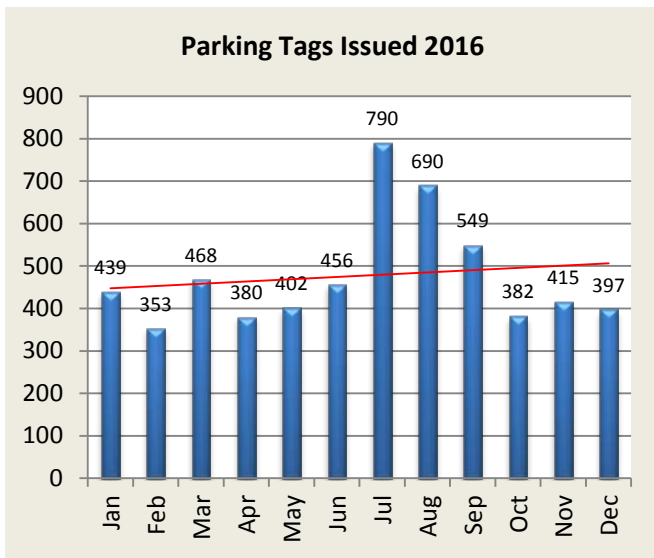


MV Enforcement: Type	Jan	Feb	Mar	Apr	May	Jun	Jul	Aug	Sep	Oct	Nov	Dec	YTD
Speeding Violations	120	171	212	64	124	83	191	178	109	194			1446
Seatbelt Violations	11	28	11	220	33	36	34	154	10	2			539
Registration Violations	41	47	58	60	40	39	57	74	32	22			470
License Violations	22	22	29	36	23	22	30	34	12	24			254
Distracted Driving	14	27	17	360	37	14	32	358	20	23			902
Suspended Licence	21	19	32	36	25	17	26	27	20	15			238
Traffic Light Violation	24	29	17	18	20	7	13	28	21	25			202

The above incidents are a overview of common violations. These statistics are not the only motor vehicle enforcement actions taken. The above show top 6 violations for the month.

PARKING TICKET SUMMARY

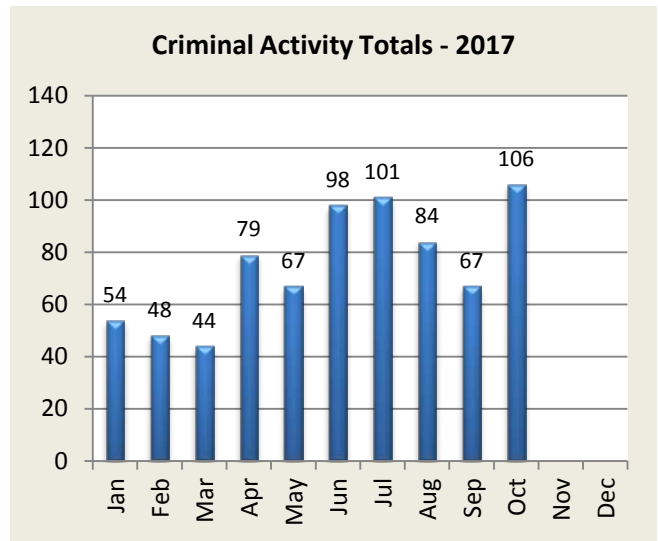
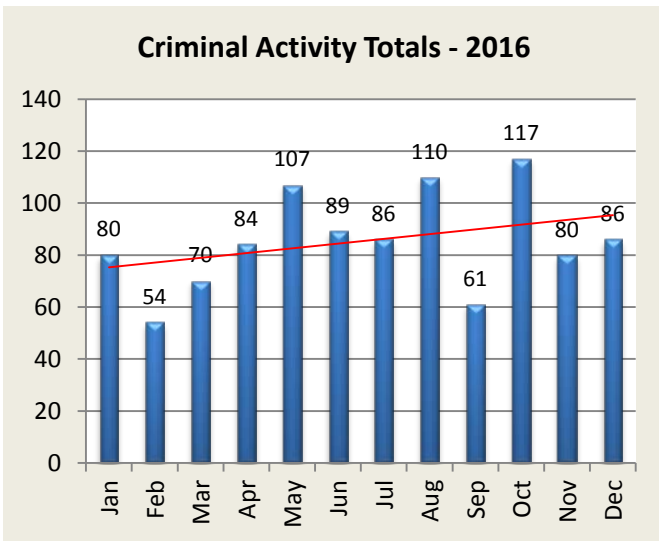
Total Issued	Jan	Feb	Mar	Apr	May	Jun	Jul	Aug	Sep	Oct	Nov	Dec	YTD
2016	439	353	468	380	402	456	790	690	549	382	415	397	5721
2017	281	320	448	461	436	564	639	441	499	404			4493



CRIMINAL INCIDENTS

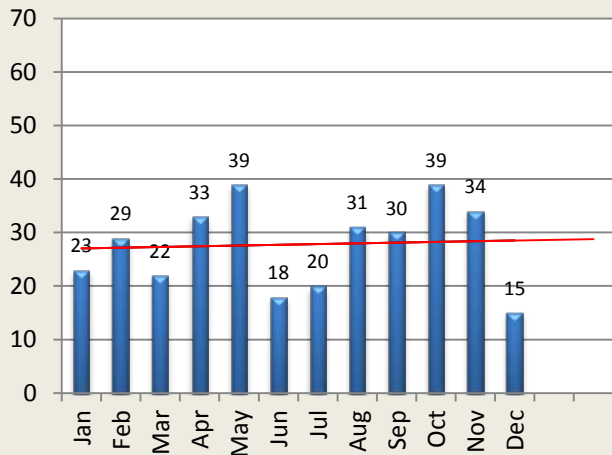
Criminal Incidents: Patrol	R2	R3	R4	R5	B2	B3	B4	B5
Larceny	3	5	19	1	9	3	14	13
Vandalism	6	0	0	3	3	1	2	0
MV Theft / Attempt	6	4	2	2	2	1	1	0
Burglary / Attempt	1	0	1	0	0	0	2	1
Assault	1	0	0	0	1	0	0	0
Robbery	0	0	0	0	0	0	0	0

Criminal Activity: Month	Jan	Feb	Mar	Apr	May	Jun	Jul	Aug	Sep	Oct	Nov	Dec	YTD
Larceny - 2016	46	20	39	56	70	50	45	62	30	84	50	55	607
2017	32	27	26	35	38	65	60	51	39	67			440
Vandalism - 2016	14	19	11	12	19	10	14	23	12	17	11	9	171
2017	6	8	10	19	12	11	15	13	10	15			119
MV Theft / Attempt - 2016	5	3	3	3	4	5	8	5	5	2	6	12	61
2017	5	8	3	9	3	3	14	10	4	18			77
Burglary / Attempt - 2016	4	8	5	6	7	18	13	17	11	6	7	5	107
2017	9	4	3	9	8	15	10	9	7	5			79
Assault - 2016	9	2	11	4	4	4	6	3	3	6	4	3	59
2017	1	1	2	7	4	3	2	1	4	1			26
Robbery - 2016	2	2	1	3	3	2	0	0	0	2	2	2	19
2017	1	0	0	0	2	1	0	0	3	0			7
Totals - 2016	80	54	70	84	107	89	86	110	61	117	80	86	1,024
2017	54	48	44	79	67	98	101	84	67	106			748



Criminal Arrests by Month	Jan	Feb	Mar	Apr	May	Jun	Jul	Aug	Sep	Oct	Nov	Dec	YTD
Larceny - 2016	23	29	22	33	39	18	20	31	30	39	34	15	333
2017	30	18	29	25	39	19	35	20	32	33			280
Vandalism - 2016	0	2	1	0	0	0	0	0	0	2	0	0	5
2017	0	0	0	5	1	0	1	2	5	1			15
MV Theft / Attempt - 2016	1	0	0	1	0	0	0	1	0	0	1	0	4
2017	0	0	0	0	0	0	0	1	0	0			1
Burglary / Attempt - 2016	2	1	3	12	7	0	5	3	3	4	6	2	48
2017	4	1	1	4	1	9	5	3	4	16			48
Assault - 2016	9	2	8	5	5	1	2	5	2	4	1	6	50
2017	2	3	1	5	9	4	3	1	0	2			30
Robbery - 2016	0	0	0	4	2	1	0	0	0	0	0	2	9
2017	6	0	0	0	1	1	0	0	2	0			10
Total - 2016	23	29	22	33	39	18	20	31	30	39	34	15	333
2017	42	21	31	39	51	33	44	27	43	52			383

Total Criminal Arrests - 2016



Total Criminal Arrests - 2017

