

# FAIRFIELD POLICE DEPARTMENT

Monthly Report – April 2017



**Chief Gary MacNamara**

**Fairfield Police Department**

**[www.fpdct.com](http://www.fpdct.com)**

**This page intentionally left blank.**

**Section 1: Bureau / Division Reports**

- **Patrol Division**
- **Support Services Bureau**
- **Special Services Bureau**

**Section 2: Statistical Activity Summary**

**Overall Activity**

Calls for Service - Total

Alarm Response Summary

Calls for Service – Detailed

**Motor Vehicle Activity**

Motor Vehicle Accidents

Motor Vehicle Enforcement - Action

Motor Vehicle Enforcement - Violation Type

Parking Ticket Summary

**Criminal Activity**

Criminal Incidents by Patrol

Criminal Activity by Month

Criminal Arrests by Month

## Section 1: Bureau / Division Reports

### Noteworthy Police Work

Lt. Greene recognized Sgt. Koval, Off. Kaesmann and Off. Beattie for their proactive work that resulted in the arrests of three individuals on counterfeit currency charges. Additionally, the arrests resulted in the seizure of a motor vehicle, \$2,200 in counterfeit cash and the recovery of \$1,200 in merchandise.

Sgt. Nook recognized Officer Wells, Officer Thresher and K9 Jagger for their work tracking a suspect for the Bridgeport Police. The suspect was possibly armed with a handgun. They located the suspect hiding on a porch and took him into custody. A loaded handgun was found in close proximity to where the suspect was located.

Lt. Bloch recognized Sgt. Riendeau for making an arrest of a subject who was hiding inside a business. Sgt. Riendeau observed the suspect walking on Commerce Drive, conducted a surveillance and coordinated patrol response.

Lt. Bloch recognized Sgt. Riendeau, Off. Zerella and Off. Gorton for locating and arresting two suspects for credit card fraud.

Sgt. Koval recognized Off. Kaesmann for his work in locating a stolen motor vehicle and taking the suspect into custody.

Sgt. Riendeau recognized Off. Quilles who conducted a motor vehicle stop, located small amounts of heroin, marijuana and drug paraphernalia and through his investigation was able to locate 1.75 ounces of heroin and over an ounce of crack cocaine hidden in the vehicle.

Chief MacNamara received a letter from a resident who wanted to thank several officers for their professionalism and compassion. Officer Pauciello was on scene for the death of his mother and his kind and thoughtful behavior “made a dark moment considerably more bearable.” On a separate occasion Officer Stahl and Officer Griffin had to deliver the bad news that the resident’s brother had died while in Florida. The resident remarked, “kind and thoughtful, they represented the department and you, with grace and style.”

## Support Services Bureau

### Training

Several officers were sent to the following classes:

- Training Officer Liability
- Law Enforcement Suicide Prevention and Wellness
- Fairfield County Detective Conference
- ESU Training
- Drug Recognition Expert
- NIBRS training
- EMT Recertification
- Patrol Rifle new user course

### National Telecommunicator Week 2017

The Emergency Communications Center celebrated National Telecommunicator Week. The week recognizes the hard work and dedication shown daily by emergency telecommunicators nationwide. Fairfield takes this time to recognize our emergency services dispatchers who are an integral part of the Fairfield emergency services team.



First Selectman Tetreau presented a proclamation recognizing our telecommunicators.

### Animal Control

Complaints: **84**

Wildlife related complaints: **36**

Wildlife tested for rabies: **0**

Wildlife testing positive for rabies: **0**

Animals impounded: **13 dogs, 1 cat**

Animal bites: **2**

Enforcement:

Written warnings: **8**

Infractions: **2**

Misdemeanors: **0**

Sold as pet: **2**

Animals available for adoption: **1 dog**

## Special Services Division

### Community Events

- Earth Day Meeting
- Neighborhood Watch Meeting – Buena Vista

### Traffic Safety Unit

Traffic Stops: **705**

Infractions: **572**

Misdemeanor Summonses: **17**

Accidents Investigated: **18**

Car Seat Installations: **25**

Other Activities:

- PAL Fishing Derby
- Traffic Enforcement Detail with regional traffic unit
- Child Safety Seat Clinics
- Mock Crash at Ludlowe High School
- Trinity Church Senior Citizen Safety Speech
- DUI Check Point during Clam Jam
- Bicycle Rodeo at Kohl's and Yale New Haven Hospital

### Marine Unit

	Apr	May	Jun	July	Aug	Sep	Oct	Nov
Complaints	<b>3</b>							
Boats Towed	<b>0</b>							
Written Warnings	<b>0</b>							
Arrests	<b>0</b>							
Safety Inspections	<b>0</b>							
Total Calls For Service	<b>3</b>							
Hours Underway	<b>30</b>							

### Traffic Crash Investigations

Total Accidents Investigated: 62

Search Warrants: 3

Arrest Warrants: 0

Misdemeanor Summons Issued: 2

Infractions Issued: 4

**Community Events:**

- PAL Fishing Derby
- Donnelley Dash
- MS Walk
- McKinley School Carnival
- Walk-A-Mile in Her Shoes
- Clam Jam
- Earth Day

Chief MacNamara and other law enforcement officials participated in this year's "Walk A Mile in Her Shoes" event on April 29<sup>th</sup>. The event is held to raise awareness of domestic violence.

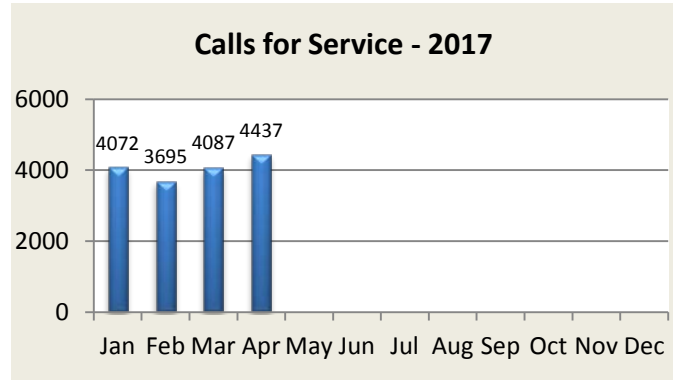
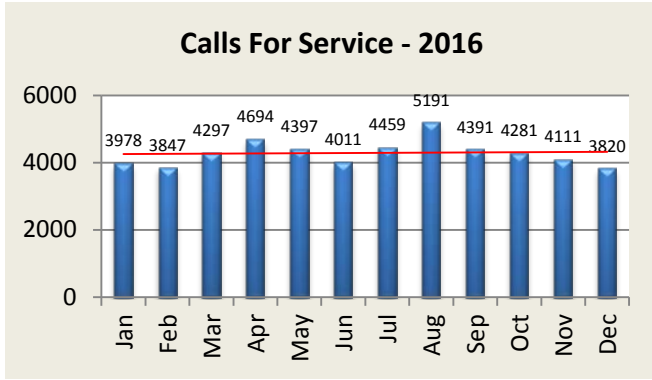


**Section 3: Statistical Activity Summary**

**TOTAL CALLS FOR SERVICE**

Calls for Service	Jan	Feb	Mar	Apr	May	Jun	Jul	Aug	Sep	Oct	Nov	Dec	YTD
2016	3978	3847	4297	4694	4397	4011	4459	5191	4391	4281	4111	3820	51,477
2017	4072	3695	4087	4437									16,291

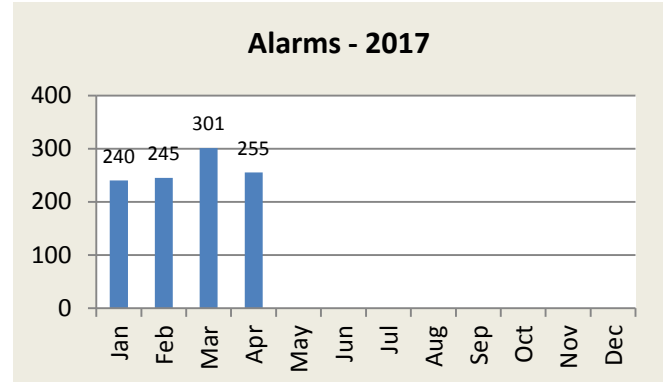
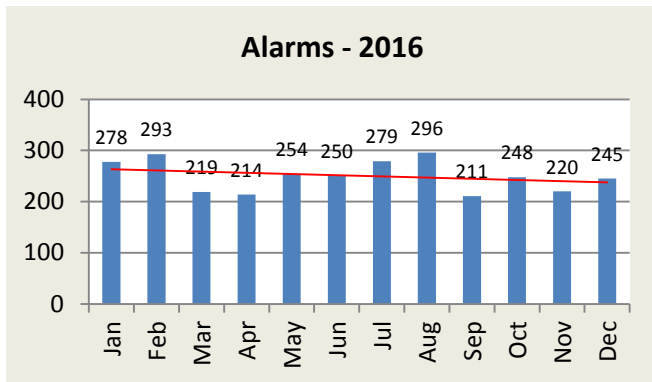
Note: Includes miscellaneous calls that may not be listed under the call analysis section



**ALARM RESPONSE SUMMARY**

Total Alarms	Jan	Feb	Mar	Apr	May	Jun	Jul	Aug	Sep	Oct	Nov	Dec	YTD
2016	278	293	219	214	254	250	279	296	211	248	220	245	3,007
2017	240	245	301	255									1,041

False Alarms	Jan	Feb	Mar	Apr	May	Jun	Jul	Aug	Sep	Oct	Nov	Dec	YTD
2016	273	291	217	214	251	236	264	257	189	234	203	230	2,859
2017	221	230	284	240									975



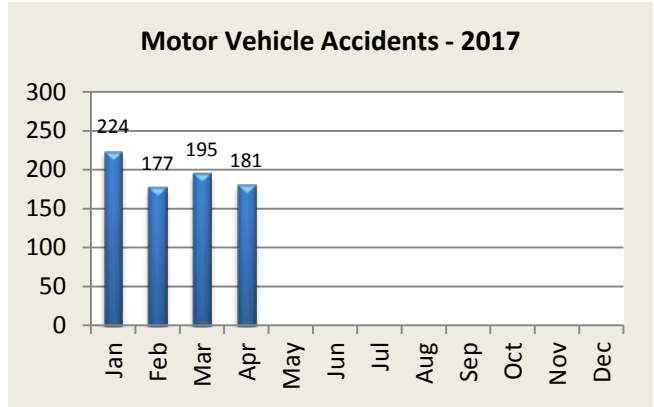
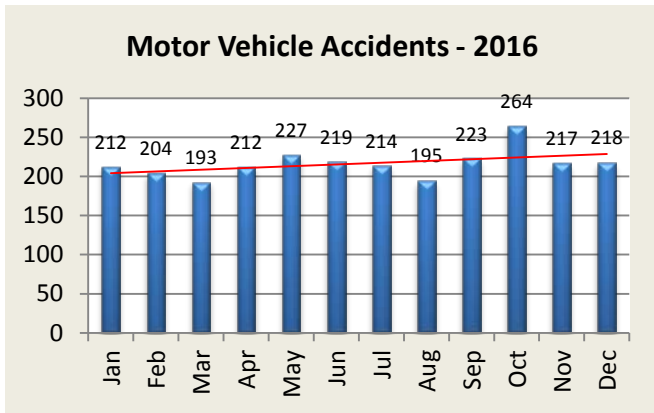


### Calls For Service - Detailed Summary

Calls for Service - Type	Jan	Feb	Mar	Apr	May	Jun	Jul	Aug	Sep	Oct	Nov	Dec	YTD
911 Hang Up	6	8	2	7									23
Abandoned Vehicles	8	11	19	15									53
Alarms	240	245	301	255									1041
Animal Complaints	67	74	78	96									315
Assaults	1	1	3	7									12
Assistance	128	145	174	171									618
Bank Escorts	20	19	22	19									80
Bomb Threats	0	0	0	0									0
Breach of Peace	45	52	38	57									192
Burglary	11	4	3	9									27
BusinessChecks	1334	1021	1106	1120									4581
Cancelled Alarms	48	47	62	35									192
Community Events	77	22	56	37									192
Door Open	6	5	7	8									26
Drowning	0	0	0	0									0
EMS	356	348	379	380									1463
Funeral Escorts	18	11	20	15									64
Harassment	16	14	11	6									47
Intoxicated Subjects	3	5	8										16
Investigations	160	174	209	209									752
Larceny	25	18	20	20									83
MVA	224	177	195	181									777
Medical Alarms	1	1	3	1									6
Psychiatric calls	3	0	2	2									7
Missing Persons	1	1	2	4									8
Narcotic Violations	20	14	12	20									66
Noise Complaints	17	30	33	28									108
Parking Complaints	33	30	33	35									131
Pistol Permit Apps	20	13	23	11									67
Reckless Driver	23	20	27	32									102
Recovered Property	16	16	15	23									70
Road Hazard	24	37	57	21									139
Robbery	1	0	0	0									1
Sex Violation	1	0	1	0									2
Shoplifter	12	14	13	6									45
Stolen Vehicles	5	7	2	9									23
Suicide	1	0	1	1									3
Suicide Attempts/Threats	6	1	0	4									11
SuspiciousActivity	82	56	84	78									300
Theft from MV	13	9	11	15									48
Trespasser	4	9	8	4									25
Vandalism	6	8	10	19									43

## MOTOR VEHICLE ACTIVITY

MV Accidents	Jan	Feb	Mar	Apr	May	Jun	Jul	Aug	Sep	Oct	Nov	Dec	YTD
2016	212	204	193	212	227	219	214	195	223	264	217	218	2,598
2017	224	177	195	181									777



MV Enforcement	Jan	Feb	Mar	Apr	May	Jun	Jul	Aug	Sep	Oct	Nov	Dec	YTD
<b>Warnings - 2016</b>	426	347	518	432	317	255	382	406	310	348	313	297	4,351
2017	357	360	330	368									1,415

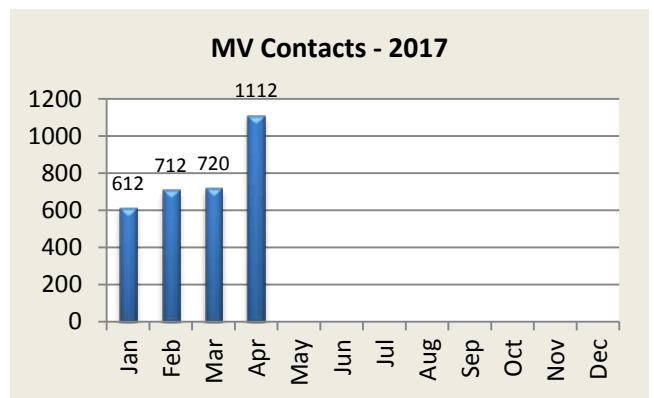
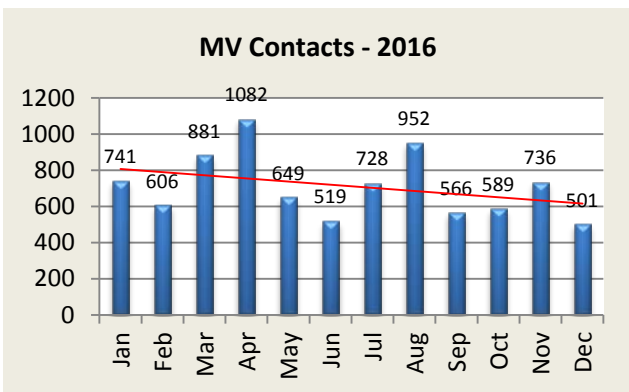
<b>Infractions - 2016</b>	249	203	283	563	275	215	287	481	200	199	379	177	3,511
2017	190	288	311	663									1,452

<b>Misdemeanor - 2016</b>	43	34	45	64	37	35	43	44	30	18	19	19	431
2017	39	36	54	52									181

<b>Custodial - 2016</b>	6	7	9	9	3	9	12	4	8	11	7	2	87
2017	8	11	6	18									43

<b>DUI Arrests - 2016</b>	8	8	13	5	6	7	5	7	11	10	7	6	93
2017	6	2	11	6									25

<b>MV Contacts - 2016</b>	741	606	881	1082	649	519	728	952	566	589	736	501	8,550
2017	612	712	720	1112									3,156

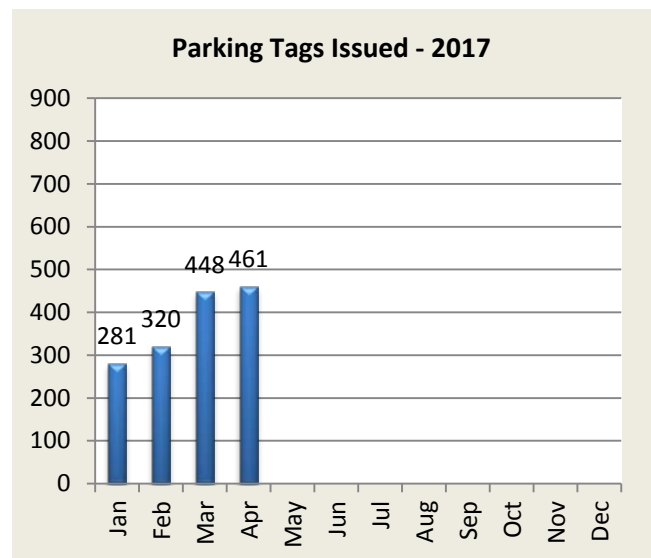
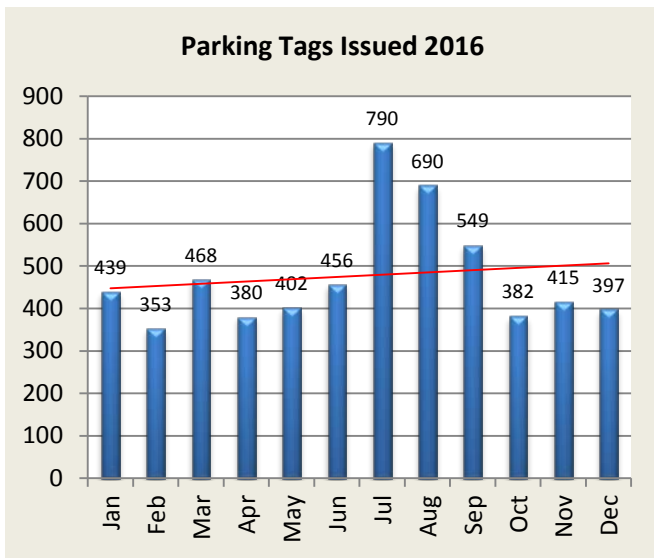


MV Enforcement: Type	Jan	Feb	Mar	Apr	May	Jun	Jul	Aug	Sep	Oct	Nov	Dec	YTD
Speeding Violations	120	171	212	64									567
Seatbelt Violations	11	28	11	220									270
Registration Violations	41	47	58	60									206
License Violations	22	22	29	36									109
Distracted Driving	14	27	17	360									418
Suspended Licence	21	19	32	36									108
Traffic Light Violation	24	29	17	18									88

The above incidents are a overview of common violations. These statistics are not the only motor vehicle enforcement actions taken. The above show top 6 violations for the month.

**PARKING TICKET SUMMARY**

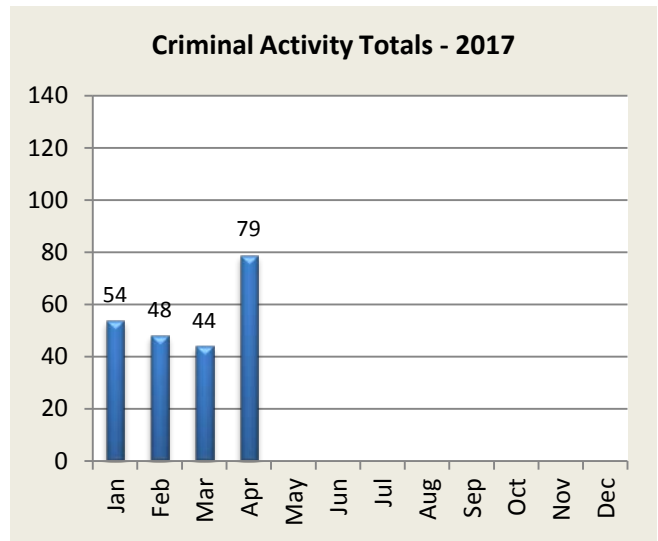
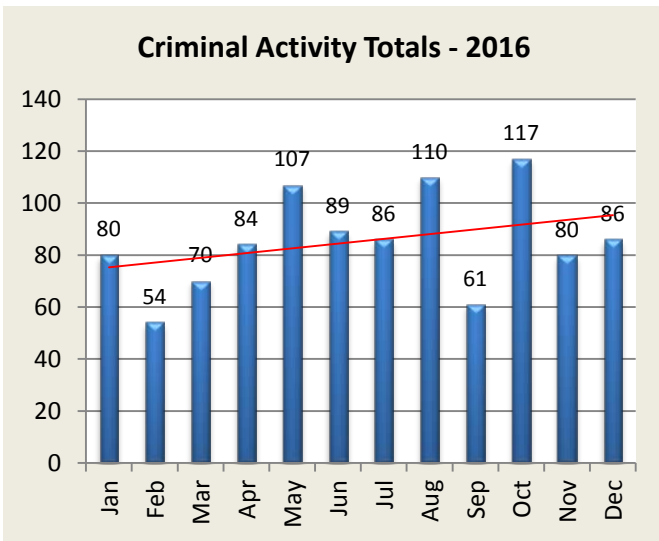
Total Issued	Jan	Feb	Mar	Apr	May	Jun	Jul	Aug	Sep	Oct	Nov	Dec	YTD
2016	439	353	468	380	402	456	790	690	549	382	415	397	5721
2017	281	320	448	461									1510



**CRIMINAL INCIDENTS**

<b>Criminal Incidents: Patrol</b>	R2	R3	R4	R5	B2	B3	B4	B5
Larceny	13	3	1	1	4	4	7	2
Vandalism	4	1	1	2	1	0	0	10
MV Theft / Attempt	1	3	2	1	0	1	1	0
Burglary / Attempt	5	1	0	1	0	0	1	1
Assault	1	0	1	2	0	2	1	0
Robbery	0	0	0	0	0	0	0	0

<b>Criminal Activity: Month</b>	Jan	Feb	Mar	Apr	May	Jun	Jul	Aug	Sep	Oct	Nov	Dec	YTD
<b>Larceny - 2016</b>	46	20	39	56	70	50	45	62	30	84	50	55	607
2017	32	27	26	35									120
<b>Vandalism - 2016</b>	14	19	11	12	19	10	14	23	12	17	11	9	171
2017	6	8	10	19									43
<b>MV Theft / Attempt - 2016</b>	5	3	3	3	4	5	8	5	5	2	6	12	61
2017	5	8	3	9									25
<b>Burglary / Attempt - 2016</b>	4	8	5	6	7	18	13	17	11	6	7	5	107
2017	9	4	3	9									25
<b>Assault - 2016</b>	9	2	11	4	4	4	6	3	3	6	4	3	59
2017	1	1	2	7									11
<b>Robbery - 2016</b>	2	2	1	3	3	2	0	0	0	2	2	2	19
2017	1	0	0	0									1
<b>Totals - 2016</b>	80	54	70	84	107	89	86	110	61	117	80	86	1,024
2017	54	48	44	79									225



<b>Criminal Arrests by Month</b>	Jan	Feb	Mar	Apr	May	Jun	Jul	Aug	Sep	Oct	Nov	Dec	YTD
<b>Larceny - 2016</b>	23	29	22	33	39	18	20	31	30	39	34	15	333
2017	30	18	29	25									102
<b>Vandalism - 2016</b>	0	2	1	0	0	0	0	0	0	2	0	0	5
2017	0	0	0	5									5
<b>MV Theft / Attempt - 2016</b>	1	0	0	1	0	0	0	1	0	0	1	0	4
2017	0	0	0	0									-
<b>Burglary / Attempt - 2016</b>	2	1	3	12	7	0	5	3	3	4	6	2	48
2017	4	1	1	4									10
<b>Assault - 2016</b>	9	2	8	5	5	1	2	5	2	4	1	6	50
2017	2	3	1	5									11
<b>Robbery - 2016</b>	0	0	0	4	2	1	0	0	0	0	0	2	9
2017	6	0	0	0									6
<b>Total - 2016</b>	<b>23</b>	<b>29</b>	<b>22</b>	<b>33</b>	<b>39</b>	<b>18</b>	<b>20</b>	<b>31</b>	<b>30</b>	<b>39</b>	<b>34</b>	<b>15</b>	<b>333</b>
<b>2017</b>	<b>42</b>	<b>21</b>	<b>31</b>	<b>39</b>									<b>133</b>

