

# FAIRFIELD POLICE DEPARTMENT

Monthly Report – April 2015



**Chief Gary MacNamara**

**Fairfield Police Department**

**[www.fpdct.com](http://www.fpdct.com)**



**Section 1: Statistical Activity Summary**

**Overall Activity**

Calls for Service - Total

Alarm Response Summary

Calls for Service – Detailed

**Motor Vehicle Activity**

Motor Vehicle Accidents

Motor Vehicle Enforcement - Action

Motor Vehicle Enforcement - Violation Type

Parking Ticket Summary

**Criminal Activity**

Criminal Incidents by Patrol

Criminal Activity by Month

Criminal Arrests by Month

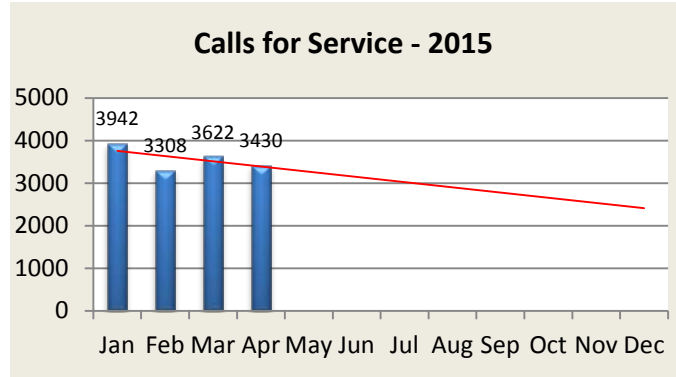
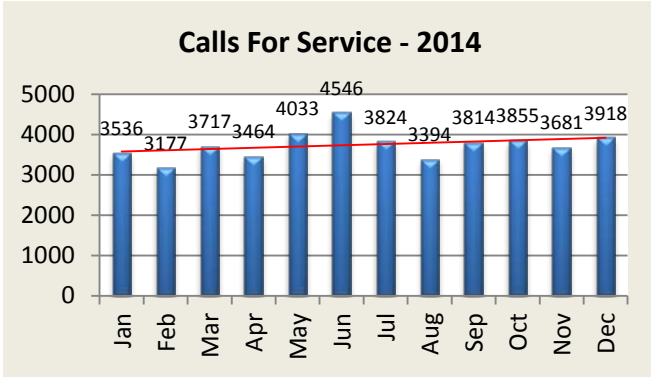
**Section 2: Noteworthy Incidents**

**Section 3: Bureau / Division Reports**

**TOTAL CALLS FOR SERVICE**

Calls for Service	Jan	Feb	Mar	Apr	May	Jun	Jul	Aug	Sep	Oct	Nov	Dec	YTD
2014	3536	3177	3717	3464	4033	4546	3824	3394	3814	3855	3681	3918	44,959
2015	3942	3308	3622	3430									14,302

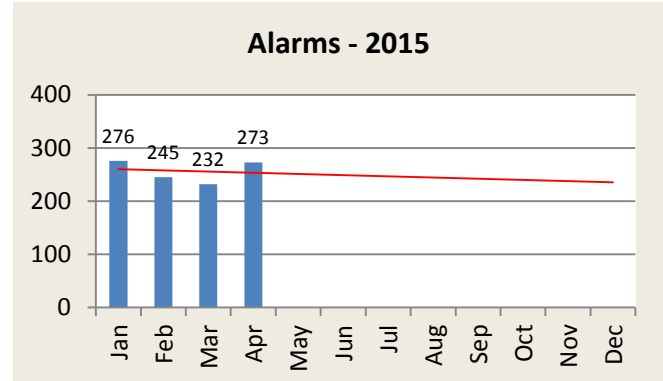
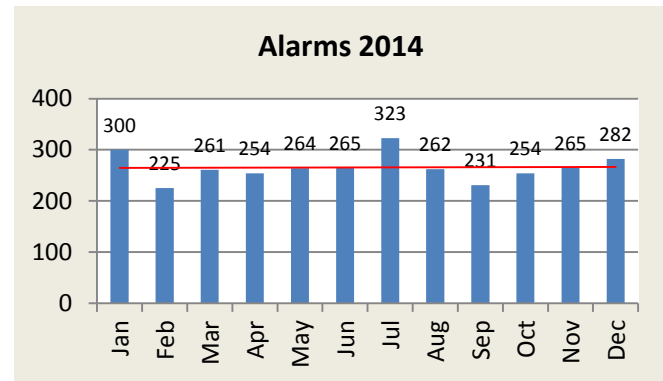
Note: Includes miscellaneous calls that may not be listed under the call analysis section



**ALARM RESPONSE SUMMARY**

Total Alarms	Jan	Feb	Mar	Apr	May	Jun	Jul	Aug	Sep	Oct	Nov	Dec	YTD
2014	300	225	261	254	264	265	323	262	231	254	265	282	3,186
2015	276	245	232	273									1,026

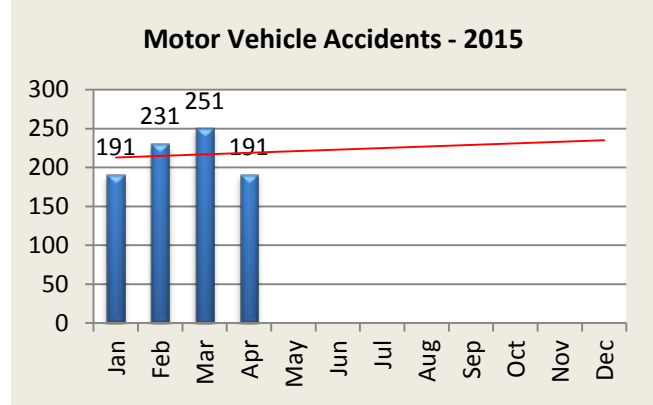
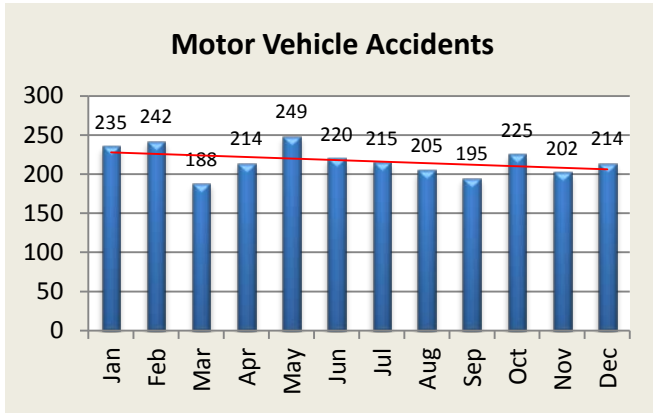
False Alarms	Jan	Feb	Mar	Apr	May	Jun	Jul	Aug	Sep	Oct	Nov	Dec	YTD
2014	300	225	261	254	263	264	321	262	231	254	264	281	3,180
2015	276	245	232	273									1,026





## MOTOR VEHICLE ACTIVITY

MV Accidents	Jan	Feb	Mar	Apr	May	Jun	Jul	Aug	Sep	Oct	Nov	Dec	YTD
2014	235	242	188	214	249	220	215	205	195	225	202	214	2,604
2015	191	231	251	191									864



MV Enforcement	Jan	Feb	Mar	Apr	May	Jun	Jul	Aug	Sep	Oct	Nov	Dec	YTD
<b>Warnings - 2014</b>	288	277	392	329	373	385	448	388	388	403	378	349	4,398
2015	322	268	299	258									

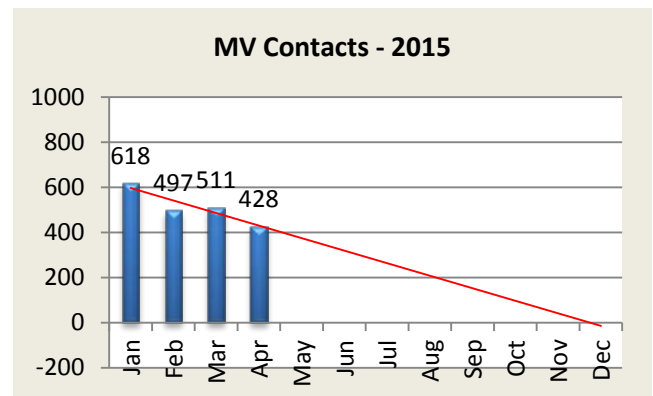
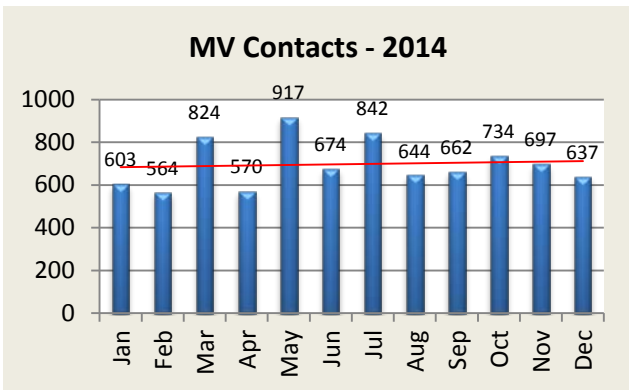
<b>Infractions - 2014</b>	258	212	351	171	477	234	329	216	196	257	246	228	3,175
2015	231	165	142	108									646

<b>Misdemeanor - 2014</b>	40	50	52	49	46	41	47	44	61	51	45	40	566
2015	48	42	46	37									173

<b>Custodial - 2014</b>	5	6	5	5	2	1	7	2	6	1	3	3	46
2015	6	4	5	4									19

<b>DUI Arrests - 2014</b>	4	8	7	14	15	7	14	8	13	12	20	13	135
2015	11	17	7	6									41

<b>MV Contacts - 2014</b>	603	564	824	570	917	674	842	644	662	734	697	637	8,368
2015	618	497	511	428									2,054

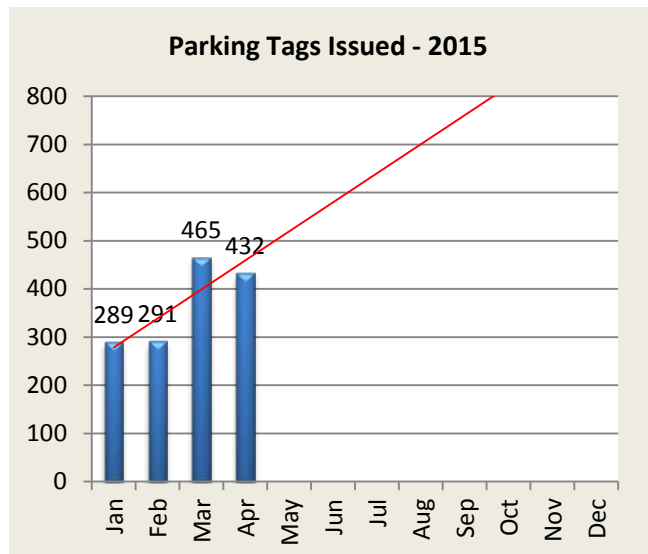
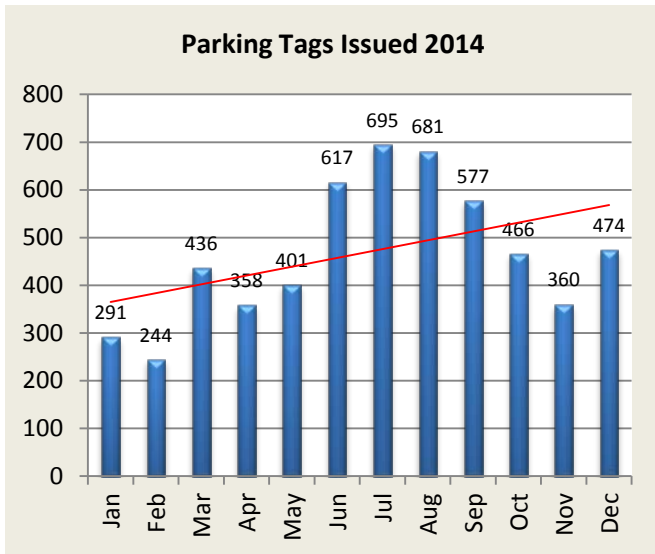


MV Enforcement: Type	Jan	Feb	Mar	Apr	May	Jun	Jul	Aug	Sep	Oct	Nov	Dec	YTD
Speeding Violations	55	30	41	16									142
Seatbelt Violations	4	3	8	11									26
Registration Violations	112	80	81	53									326
License Violations	30	20	43	22									115
Distracted Driving	56	53	36	32									177
Suspended Licence	36	34	34	23									127
Traffic Light Violation	28	27	18	11									84

The above incidents are a overview of common violations. These statistics are not the only motor vehicle enforcement actions taken. The above show top 6 violations for the month.

**PARKING TICKET SUMMARY**

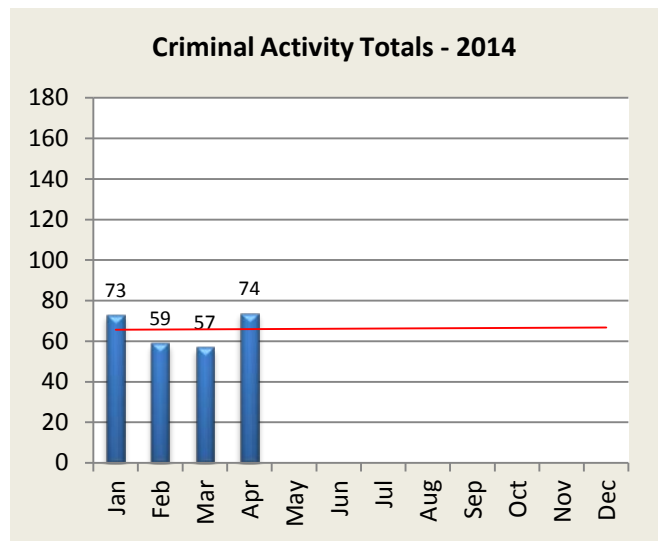
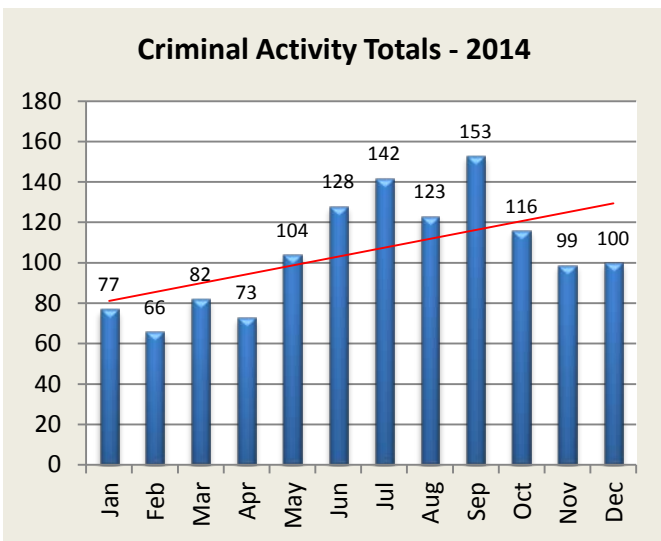
Total Issued	Jan	Feb	Mar	Apr	May	Jun	Jul	Aug	Sep	Oct	Nov	Dec	YTD
2014	291	244	436	358	401	617	695	681	577	466	360	474	5600
2015	289	291	465	432									



**CRIMINAL INCIDENTS**

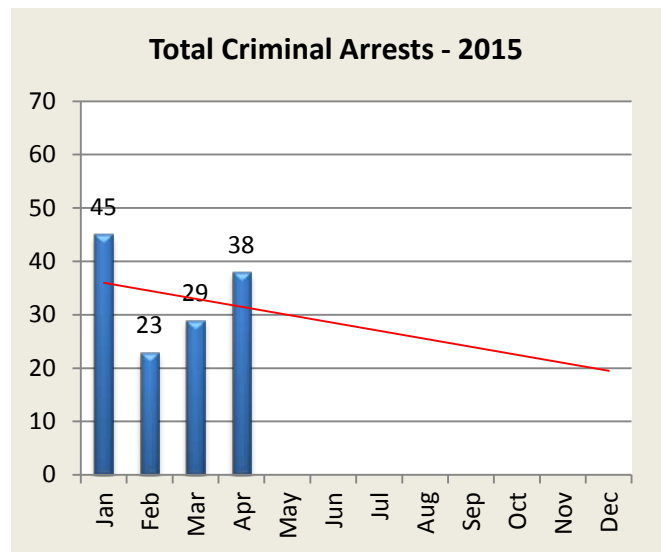
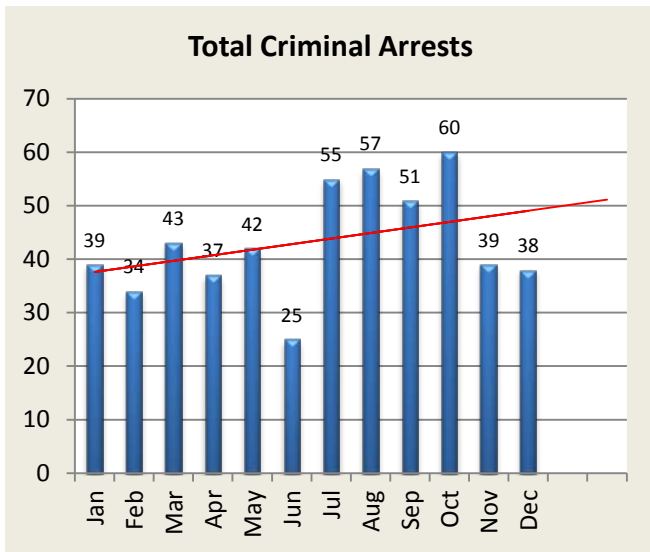
<b>Criminal Incidents: Patrol</b>	R2	R3	R4	R5	B2	B3	B4	B5
Larceny	5	6	5	2	5	3	9	4
Vandalism	3	2	2	3	1	1	2	1
MV Theft / Attempt	0	0	0	0	0	0	0	0
Burglary / Attempt	1	1	0	0	3	0	2	3
Assault	2	0	0	1	0	1	1	0
Robbery	0	1	0	0	0	1	1	0

<b>Criminal Activity: Month</b>	Jan	Feb	Mar	Apr	May	Jun	Jul	Aug	Sep	Oct	Nov	Dec	YTD
<b>Larceny - 2014</b>	38	37	40	30	59	69	96	72	106	60	56	54	717
2015	36	32	25	40									133
<b>Vandalism - 2014</b>	18	11	21	18	17	32	24	20	16	30	19	19	245
2015	13	6	14	15									48
<b>MV Theft / Attempt - 2014</b>	7	2	5	5	3	1	2	1	1	1	1	4	33
2015	4	3	1	0									8
<b>Burglary / Attempt - 2014</b>	6	8	9	13	18	23	18	20	22	14	17	16	184
2015	13	13	9	11									46
<b>Assault - 2014</b>	7	7	7	6	6	2	2	9	7	9	6	7	75
2015	6	4	7	5									22
<b>Robbery - 2014</b>	1	1	0	1	1	1	0	1	1	2	0	0	9
2015	1	1	1	3									6
<b>Totals - 2014</b>	77	66	82	73	104	128	142	123	153	116	99	100	1,520
2015	73	59	57	74									263





<b>Criminal Arrests by Month</b>	Jan	Feb	Mar	Apr	May	Jun	Jul	Aug	Sep	Oct	Nov	Dec	YTD
<b>Larceny - 2014</b>	31	18	30	23	28	20	34	31	31	35	25	22	328
2015	19	12	16	25									72
<b>Vandalism - 2014</b>	1	4	3	1	2	0	4	2	1	3	2	1	24
2015	1	1	1	1									4
<b>MV Theft / Attempt - 2014</b>	0	0	0	1	0	0	1	0	0	2	0	0	4
2015	0	1	1	0									2
<b>Burglary / Attempt - 2014</b>	1	2	2	7	3	2	12	13	12	8	3	5	70
2015	13	4	3	8									28
<b>Assault - 2014</b>	6	9	8	5	8	3	4	10	7	10	7	8	85
2015	9	5	7	4									25
<b>Robbery - 2014</b>	0	1	0	0	1	0	0	1	0	2	2	2	9
2015	3	0	1	0									4
<b>Total - 2014</b>	<b>39</b>	<b>34</b>	<b>43</b>	<b>37</b>	<b>42</b>	<b>25</b>	<b>55</b>	<b>57</b>	<b>51</b>	<b>60</b>	<b>39</b>	<b>38</b>	<b>520</b>
<b>2015</b>	<b>45</b>	<b>23</b>	<b>29</b>	<b>38</b>									<b>135</b>



## **Section 2: Noteworthy Incidents**

### **15-11911 | 5:52 PM | Counterfeit Bills | Gorton, T | 2183 Black Rock Tnpk**

Several subjects were charged with multiple counts of forgery and larceny.

The arrests were made after the suspects were detained during motor vehicle stop on suspicion of utilizing a counterfeit \$100 dollar bill at the Vitamin Shoppe located at 2183 Black Rock Turnpike. The suspects were found to be in possession of multiple counterfeit \$100 dollar bills and proceeds gained from transactions from various stores on Black Rock Turnpike.

This investigation met with great success as result of great team work by the officers on the Evening shift.

### **15-12486 / 2100/ Missing Boater/ Hulls Farm Rd./ Sudora S.**

At 1943hrs the complainant from 143 Hulls Farm Rd. reported her husband had taken his row boat out and was overdue. He was believed to have launched from S. Pine Creek beach, although we were unable to locate his vehicle there.

A GPS check of his cell phone showed his location to be near the Westport/Norwalk town lines. Both jurisdictions were requested to check their potential launch areas.

Westport located the vehicle at Burying Hill beach. The car was unoccupied and there was no boat at the location. Our marine unit was activated, and Westport, Norwalk and Fairfield Fire marine assets were launched as well. Coast Guard responded as well with a boat and helicopter.

PB1 (Carroll and Wiltsie) located the boat at the edge of Cockeney Island in Westport and the missing man's identification were found in the boat. A good distance from the boat, his body was located, by Wiltsie and Westport Captain Arciola, face down in the water. An injury to his temple appeared to be a gunshot.

Westport PD handled the Death investigation

### **15-13008/ 1830/ Barricaded Subject/ Reindeau, M**

Patrols were dispatched to residence after State Police received a 911 call, where a male stated that he had assaulted his parents and then hung up the phone. While in route to the residence Fairfield ECC received a second call from the suspect's girlfriend, who stated that she spoke to the suspect on the phone and he stated something about "hearing gunshots" and then he hung up the phone on her.

Patrols arrived on scene and set up a perimeter around the residence at the direction of Sgt. Esposito.

The suspect's father was contacted by Fairfield ECC and agreed to exit through the front door. Several minutes later the suspect began to break out his bedroom windows and then began to barricade the windows and his bedroom door. For the next several hours loud bangs could be heard coming from his bedroom as he was smashing items in his room.

Officer Stahl, Officer Victoria and Officer Newkirchen Hostage negotiators were on scene attempting to negotiate a peaceful resolution.

The Fairfield ESU team was called out and arrived on scene at 2018 hours.

Detective Sgt. Granata, Detective Bravo and Detective Vaspasiano arrived on scene to assist..

The suspect was taken into custody by members of ESU Team after making entry into the room at 0015 hour. He was then committed to Bridgeport Hospital for psychiatric evaluation.

This resulted in a successful outcome as a result of our responding officers and our ESU team !

## Section 3: Bureau / Division Reports

### Patrol

#### Fairfield University Clam Jam/May 25 ,2015/ 0800-1600

This year's event was hosted by the Fairfield University Administration at PENFIELD BEACH. Pre ticket sales sold out at 1500 students. Food and Beer was served by the University staff and a liquor permit had been secured. Ticket Holders were banded separately with Over 21 Wrist Bands and Under 21 Wrist Bands.

The Fairfield Police Department was responsible for Public Safety in and around the event

Maintaining a strong perimeter with vigilant enforcement of illegal activity such as:

- Disorderly Conduct
- Alcohol Violations
- Noise violations
- Littering

#### Involved Agencies

- Fairfield Police Department
- Patrol officers/Detectives/Supervisors
- Traffic Enforcement Unit
- Bike Unit
- Motor Officers
- Mutual Aide Assistance from :
- Bridgeport PD Mounted Division – 6 Mounted Officers
- Westport PD -2- K9 Handler
- Trumbull PD- 1-K9 Handler 2- M/C
- Monroe PD-2 Officers
- Newtown PD K-9 Handler
- Fairfield Univ. Public Safety -4 DPS Officers
- Department of Public Works
- American Medical Response
- Fairfield Fire Dept.
- Easton PD – 2 Officers

There was substantial planning between the Fairfield Police Command Staff and the Fairfield University Administration leading up to this event.

The event ran without incident.

Infractions totaled (5) for Open container violations outside the venue in comparison to

2014 when Infractions totaled (14) and (4) Custodial arrests were made.

It should be noted there were **no** calls for service in the surrounding neighborhood during the event.

### Support Services

- Implemented electronic cash accounting system for records.
- Celebrated National Telecommunicator Week and the 25<sup>th</sup> anniversary of the current ECC.
- Conducting on-going hiring process for entry level officers
- Continued researching body cameras
- Building HVAC upgrades still on-going
- Continuing research on emergency radio network upgrades
- Worked with Sacred Heart University and Fairfield University to provide officers and support for their Jail and Bail fundraising events.

### Detective Bureau

- No Report

### Special Services

- Traffic Stop Infractions – 64
- Traffic Stop Verbal Warnings – 92
- Traffic Stop Misdemeanor Summons – 12
- Motor Vehicle Accidents – 94
- DUI Arrests – 2

**\*Additionally, the Traffic Division turned 12 unpaid parking tickets into infractions to be sent to violators.**